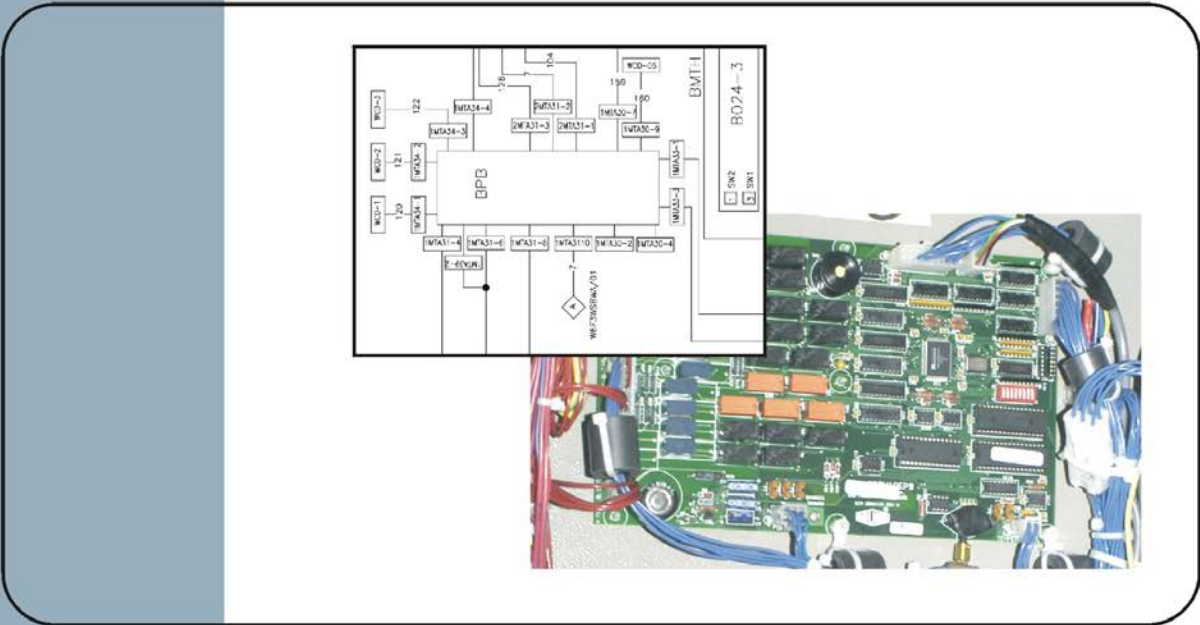




Published Manual Number/ECN: MC50TS11BX/2022174A

- Publishing System: TPAS2
- Access date: 04/22/2022
- Document ECNs: Latest

**5040TS2_, SA1_, 5050TS1_, SA1_,
6458TS1_, TT1_, 6464TS1_,
7272TS1_**



MC50TS11BX/22174A

1	1. English-Portuguese / língua Inglesa-idioma portugues	
2	Safety / Segurança	WX2011003PT/2014484A
3	Text information / Informações em texto	WX2011004PT/2014484A
4	Repair parts / Peças de manutenção	WX2011001PT/2014484A
5	Parts List / Lista de peças	W6DR3SPLP/2021344N
10	Legend of Symbols / Legenda dos símbolos	WX2011002PT/2014484A
18	Wiring between boards / Fiação entre placas	W6DR3SBWAP/2009424A
19	Display / Tela	W6DR3SDP/1997295A
20	Valves / válvulas	W6DR3SEVAP/2021074A
21	Valves + Lamp Test / válvulas + teste de lâmpada	W6DR3SEVBP/2021074A
22	Control circuit power / alimentação do circuito de controle	W6DR3SHVP/1999387A
23	Allied inputs/ entradas associadas	W6DR3SIABP/2002196A
24	Inputs / entradas	W6DR3SICBP/2019513A
25	Keypad no MULTITRAC™ /teclado não Multitrac™	W6DR3SKPP/1997241A
26	Lint collection / captura de fiapos	W6DR3SLSAP/2021074A
27	Lint screen / filtro de fiapos	W6DR3SLSBP/2011333A
28	Motor contacts / contatores de motor	W6DR3SMCBP/2021074A
29	Motor Contacts + Lamp Test / Contatos do motor + teste de lâmpada	W6DR3SMCCP/2021074A
30	Motors / motores	W6DR3SMTP/2022174A
31	add blower inverter / adicionar inversor de ventilador	W6DR3SMTSP/2022174A
32	Start circuit / circuito de partida	W6DR3SS+BP/2022174A
33	Processor / processador	W6DR3STCP/2019226A
34	wiring between boards + MultiTrac™ / Fiação entre placas + MultiTrac™	W6DR3STRP/2018326A
35	Thermal oil valve / válvula de óleo térmico	W6DR3STVP/2011093A

English-Portuguese / língua
Inglesa-idioma portugues

1



Read the separate safety manual before installing, operating, or servicing



Leia o manual separado de segurança antes de instalar, funcionar ou fazer a manutenção.

The text in this Circuit Guide is provided in the following languages:

1. **English**
 2. Portuguese
-

O texto neste circuito guia é fornecido nos seguintes idiomas:

1. Inglês
 2. **Português**
-

How to Get the Necessary Repair Components

You can get components to repair your machine from the approved supplier where you got this machine. Your supplier will usually have the necessary components in stock. You can also get components from the Milnor® factory.

Tell the supplier the machine model and serial number and this data for each necessary component:

- The component number from this manual
- The component name if known
- The necessary quantity
- The necessary transportation requirements
- The schematic number
- If the component is a motor or electrical control, give the nameplate data from the used component.

To write the Milnor factory:

Pellerin Milnor Corporation
Post Office Box 400
Kenner, LA 70063-0400
United States

Telephone: 504-467-2787
Fax: 504-469-9777
Email: parts@milnor.com

Como Obter os Componentes de Manutenção Necessários

Você pode obter componentes para consertar a sua máquina do fornecedor aprovado onde adquiriu esta máquina. O seu fornecedor geralmente terá os componentes necessários em estoque. Você também pode obter componentes da fábrica Milnor.

Informe ao fornecedor, o modelo e o número de série da máquina e estes dados para cada componente necessário:

- O número do componente fornecido neste manual
- O nome do componente, se conhecido
- A quantidade necessária
- Os requisitos de transporte necessários
- O número da visão esquemática
- Se o componente for um motor ou controle elétrico, forneça os dados da placa de identificação do componente usado

Para entrar em contato com a fábrica Milnor por escrito:

Pellerin Milnor Corporation
caixa postal 400
Kenner, LA 70063-0400
Estados Unidos

telefone: 504-467-2787
Fax: 504-469-9777
E-mail: parts@milnor.com

MC50TS11BX

W6DR3SPLP/2021344N

BA		
BAD1	W6DR3STC	08BSADCTT
BBB-1	W6DR3STC	08BSBB1T
BDA1	W6DR3SBWA	08BSDACT
BIO-1	W6DR3SBWA	08BS816CHT
BIO-2	W6DR3SBWA	08BS816CT
BIO-3	W6DR3SBWA	08BS816CT
BMTH	W6DR3STC	08BS5MTHAT
BO1	W6DR3SBWA	08BSO24AT
BO2	W6DR3STR	08BN6OAT
BPB	W6DR3SD	08BSPE2T
BPB	W6DR3STC	08BSPE3T
BPB	W6DR3STR	08BSPE3T
BRS1	W6DR3SBWA	08BNDSRAT
CB		
CB1	W6DR3SMT	09FC016CAA
CD		
CDEFN	W6DR3LSA	09CF030037
CDVS	W6DR3SS+B	09CF007537
CL		
CLEFN	W6DR3LSA	09CL2C-C37
CP		
CPLDO	W6DR3SICB	09RPE011
CR		
CRABC	W6DR3SS+B	09C024D37
CRBAA	W6DR3SS+B	09C024D37
CRCDC	W6DR3SS+B	09C024D37
CRDDC	W6DR3SEVA	09C024D37
CRDDC	W6DR3SEVB	09C024D37
CREFN	W6DR3LSA	09C024D37
CRS+	W6DR3SS+B	09C024D37
CRV	W6DR3LSA	09C024D37
CRV	W6DR3LSB	09C024D37
CS		
CSMA-200-240V 50xxx	W6DR3SMT	09MC08L337
CSMA-200-240V 50xxx	W6DR3SMT	09MC08L337
CSMA-200-240V 50xxx	W6DR3SS+B	09MC08L337
CSMA-200-240V 64xxx	W6DR3SMT	09MC08U337
CSMA-200-240V 64xxx	W6DR3SMT	09MC08T337
CSMA-200-240V 64xxx	W6DR3SS+B	09MC08U337
CSMA-380-480V 50xxx	W6DR3SMT	09MC08E337
CSMA-380-480V 50xxx	W6DR3SMT	09MC08E337
CSMA-380-480V 50xxx	W6DR3SS+B	09MC08E337
CSMA-380-480V 64xxx	W6DR3SMT	09MC08T337
CSMA-380-480V 64xxx	W6DR3SMT	09MC08U337
CSMA-380-480V 64xxx	W6DR3SS+B	09MC08T337
CSVs-200-240V 50xxx	W6DR3SMT	09MC08C337
CSVs-200-240V 50xxx	W6DR3SS+B	09MC08C337
CSVs-200-240V 64xxx	W6DR3SMT	09MC08C337
CSVs-200-240V 64xxx	W6DR3SS+B	09MC08C337

MC50TS11BX

W6DR3SPLP/2021344N

BA		
BAD1	W6DR3STC	08BSADCTT
CSVS-380-480V 50xxx	W6DR3SMT	09MC08B337
CSVS-380-480V 50xxx	W6DR3SS+B	09MC08B337
CSVS-380-480V 64xxx	W6DR3SMT	09MC08C337
CSVS-380-480V 64xxx	W6DR3SS+B	09MC08C337
EB		
EBSG	W6DR3SS+B	09H015
ED		
EDM	W6DR3SD	08BSEVFD5V
EF		
EF37	W6DR3SHV	09FF004AHG
EL		
ELDDC	W6DR3SEVA	09J060A37
ELDDC	W6DR3SEVB	09J060A37
ELDDF	W6DR3SMCB	09H025V37
ELLDC	W6DR3SEVA	09J060A37
ELLDC	W6DR3SEVB	09J060A37
ELLDO	W6DR3SEVA	09J060A37
ELLDO	W6DR3SEVB	09J060A37
ELLL	W6DR3SIAB	09J060A37
ELSG	W6DR3SS+B	09J060A37
EMS		
EMSK	W6DR3SMCB	09K061D
EMSL	W6DR3SS+B	09N505
EMSR	W6DR3SS+B	09N505
ES		
ESPS1	W6DR3STC	08PSS3401T
ESPS2	W6DR3STC	08PSS3401T
ET		
ETBA-200-240V 50xxx	W6DR3SMT	09FTD0016T
ETBA-200-240V 64xxx	W6DR3SMT	09FTD0037T
ETBA-380-480V 50xxx	W6DR3SMT	09FTD0016T
ETBA-380-480V 64xxx	W6DR3SMT	09FTD0037T
ETMA 200-240V 50xxx	W6DR3SMT	09FTD0240T
ETMA 200-240V 50xxx	W6DR3SMT	09FTD0240T
ETMA 200-240V 64xxx	W6DR3SMT	09FTD040T
ETMA 200-240V 64xxx	W6DR3SMT	09FTD040T
ETMA-380-480V 50xxx	W6DR3SMT	09FTD0120T
ETMA-380-480V 50xxx	W6DR3SMT	09FTD0120T
ETMA-380-480V 64xxx	W6DR3SMT	09FTD040T
ETMA-380-480V 64xxx	W6DR3SMT	09FTD040T
EX		
EX37	W6DR3SHV	MESSAGE EW
EX37-1	W6DR3SHV	09U249AA37
EX37-2	W6DR3SHV	09U200AAB
EX37-3	W6DR3SHV	09U251AB37
IR		
IR1	W6DR3STC	09X501
IR1	W6DR3STC	09X502

MC50TS11BX

W6DR3SPLP/2021344N

BA		
BAD1	W6DR3STC	08BSADCTT
IR2	W6DR3STC	09X501
IR2	W6DR3STC	09X502
KBM	W6DR3SKP	08ND5X6DR
MR		
MRBA-200-240V 50xxx	W6DR3SMT	39F19515BN
MRBA-200-240V 64xxx	W6DR3SMT	39T030EAM
MRBA-380-480V 50xxx	W6DR3SMT	39F19515BN
MRBA-380-480V 64xxx	W6DR3SMT	39T030EAN
MRMA-200-240V 50xxx	W6DR3SMT	39T075AAH
MRMA-200-240V 50xxx	W6DR3SMT	39T250AAH
MRMA-380-480V 50xxx	W6DR3SMT	39T075AAX
MRMA-380-480V 50xxx	W6DR3SMT	39T250AAU
MVBA-<380V (V1000)	W6DR3SMT	09MWB01174
MVBA-<380V (GA500)	W6DR3SMT	09MWD01174
MVBA->380V (V1000)	W6DR3SMT	09MWB00596
MVBA->380V (GA500)	W6DR3SMT	09MWD00596
MVMA 200-240V (V1000)	W6DR3SMTS	09MWB03374
MVMA 200-240V (GA500)	W6DR3SMTS	09MWD03374
MVMA 380-480V (V1000)	W6DR3SMTS	09MWB01896
MVMA 380-480V (GA500)	W6DR3SMTS	09MWD01896
MVRMA 200-240V	W6DR3SMTS	09MX300A74
MVRMA 380-480V	W6DR3SMTS	09MX250A96
MVRT-<380V	W6DR3SMT	09MX030A74
MVRT->380V	W6DR3SMT	09MX030A96
PLLDC	W6DR3SIAB	09RPS30ADS
PLLDO	W6DR3SIAB	09RPS30ADS
PX		
PXDOC	W6DR3SEVA	09RPS30CAS
PXRS	W6DR3SBWA	09RPS18ADS
RES	W6DR3SMTS	09V050RES
RS		
RS01	W6DR3FTC	ECEUV8R
SH		
SHAD	W6DR3SICB	N/A
SHBC	W6DR3SIAB	09N405M210
SHDD	W6DR3SICB	09N405S211
SHDH	W6DR3SICB	09N405PB10
SHDL	W6DR3SICB	09N405PB10
SHDT	W6DR3SICB	09N405M211
SHFS	W6DR3SIAB	09N041N
SHLA	W6DR3SICB	09N405M210
SHLDO	W6DR3SICB	09N405M210
SHM	W6DR3SICB	09N405M211
SHMD	W6DR3SICB	09N405M210
SHNC	W6DR3SIAB	09N405M210
SHS+	W6DR3SS+B	09N405PG10
SHSFR	W6DR3SIAB	09N405M210
SHSG	W6DR3SICB	09N405PB10

MC50TS11BX

W6DR3SPLP/2021344N

BA		
BAD1	W6DR3STC	08BSADCTT
SHSK	W6DR3SS+B	09RM01209S
SHSMA	W6DR3SS+B	09N405M210
SHSO	W6DR3SS+B	09N405PR01
SHTL	W6DR3SMCB	09N405PB11
SHTL	W6DR3SEVA	09N405PB11
SHTL	W6DR3SEVA	09N405PB11
SHTL	W6DR3SEVA	09N405PB11
SHTL	W6DR3SEVB	09N405PB11
SHTL	W6DR3SEVB	09N405PB11
SHTL	W6DR3SEVB	09N405PB11
SHWJ	W6DR3SICB	09N405S211
SK		
SKPR	W6DR3SICB	09N127C
SM		
SMDDC	W6DR3SEVA	09R012
SMDDC	W6DR3SEVB	09R012
SPHD	W6DR3SICB	09N19196B
ST		
ST225-1	W6DR3SMCB	30RA225T
ST240-2	W6DR3SMCB	30R0240P
STDB	W6DR3SS+B	30RO175T
STMA	W6DR3SMTS	30RA174T
VE		
VEAB	W6DR3SLSB	96TCC3AA37
VECDC	W6DR3SS+B	96R301A37
VECDO	W6DR3SS+B	96R301A37
VED1	W6DR3SEVA	96R301A37
VED1	W6DR3SEVB	96R301A37
VED2	W6DR3SEVA	96R301A37
VED2	W6DR3SEVB	96R301A37
VEDDC	W6DR3SEVB	96R301A37
VEDDO	W6DR3SEVA	96R301A37
VEDDO	W6DR3SEVB	96R301A37
VEEBL	W6DR3SLSB	96TFC2AA37
VEEGU	W6DR3SLSB	96R302B37
VEEGV	W6DR3SLSB	96R301A37
VEL1	W6DR3SEVA	96TFC2AA37
VEL1	W6DR3SEVB	96TFC2AA37
VELDA	W6DR3SEVA	96R301A37
VELDA	W6DR3SEVB	96R301A37
VELDC	W6DR3SEVA	96R301A37
VELDC	W6DR3SEVB	96R301A37
VELDO	W6DR3SEVA	96R301A37
VELDO	W6DR3SEVB	96R301A37
VEMMS	W6DR3SBWA	A75VS005B
VEMTR	W6DR3STV	96S2001A
VENDD	W6DR3SEVA	96R301A37
VENDD	W6DR3SEVB	96R301A37

MC50TS11BX

W6DR3SPLP/2021344N

BA		
BAD1	W6DR3STC	08BSADCTT
VER	W6DR3SEVA	96R301A37
VER	W6DR3SEVB	96R301A37

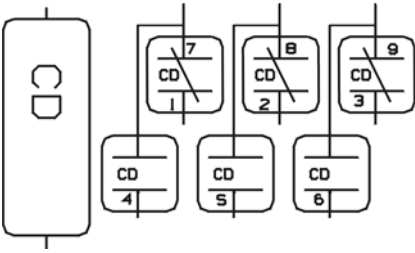
Legend of Symbols
Legenda dos símbolos



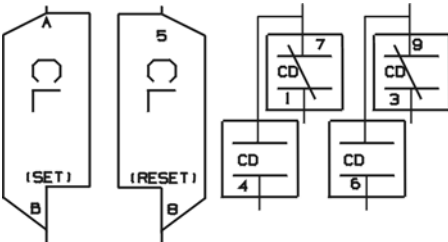
BA = Printed Circuit Board
Placa de circuito impresso



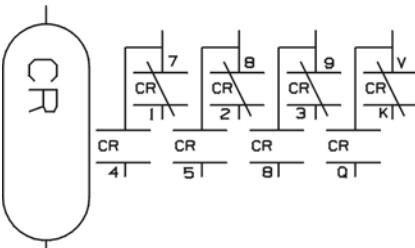
CB = Circuit Breaker
Disjuntor



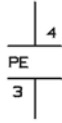
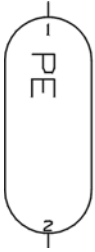
CD = Time Delay Relay
Relé de ação retardada



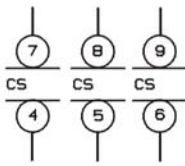
CL = Latch Relay
Relé de trava



CR = Relay
Relé



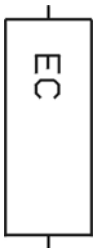
CP = Photo-Eye
Fotoelétrico



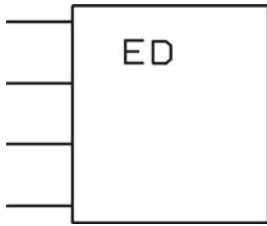
CS = Contactor/Motor Starter
Contator/Arranque do Motor



EB = Audible Signal
Sinal Sonoro



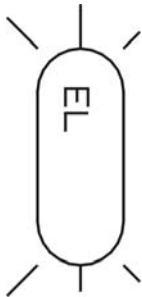
EC = Clutch
Embreagem



ED = Electronic Display
Tela eletrônica



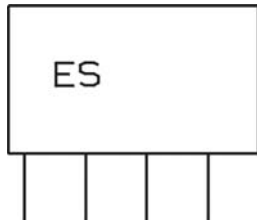
EF = Fuse
Fusível



EL = Light
Luz



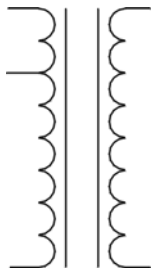
EM = Electro Magnatic Solenoid
Solenóide eletromagnético



ES = Electronic Power Supply
Fonte de alimentação eletrônica



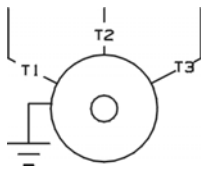
ET = Thermal Overload
Sobrecarga térmica



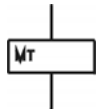
EX = Transformer
Transformador

KB = Keyboard/Keypad
Teclado/Teclado

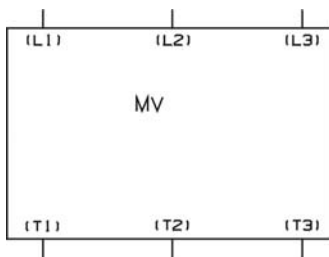
MN = Electronic Monitor
Monitor eletrônico



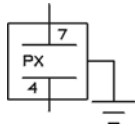
MR = Motor
Motor



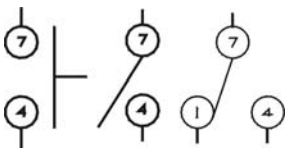
MT = Board Connector
Conector da placa



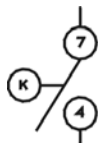
MV = Motor Inverter
Inversor do Motor



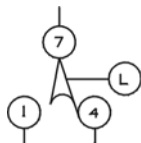
PX = Proximity Switch
Sensor de proximidade



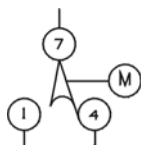
SH = Switch Hand Operated
Interruptor, Acionado à mão



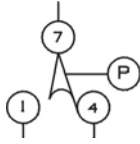
SK = Switch Key Operated
Interruptor, Acionado por teclado



SL = Switch Level Operated
Interruptor, Acionado por nível




SM = Switch Mechanically Operated
Interruptor, Acionado mecanicamente



SP = Switch Pressure Operated
Interruptor, Acionado por pressão



ST = Switch Temperature Operated
Interruptor, Acionado por temperatura



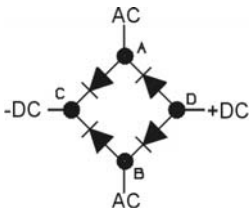
TB = Terminal Block
Bloco terminal



VE = Valve Electrically Operated
Válvula, Acionada por energia elétrica



WC = Wiring Connector
Conector de fiação elétrica

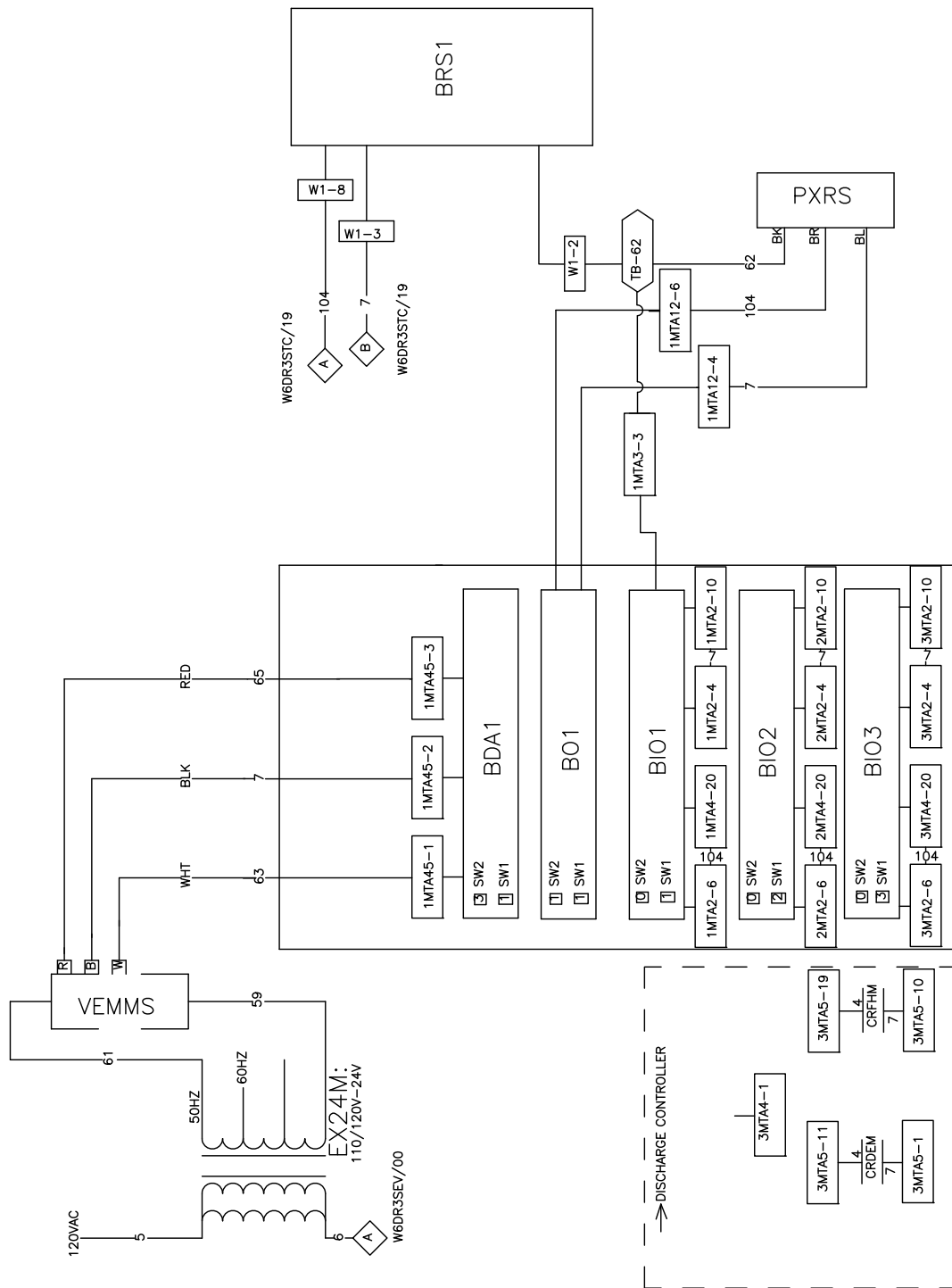


**ZF = Rectifier
Retificador**

W6DR3SBWAP

PELLERIN MILNOR CORPORATION

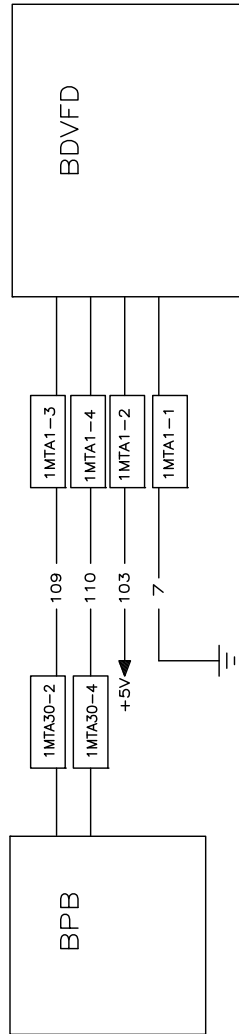
2009424A



00 01 02 03 04 05 06 07 08 09 10 11 12 13 14 15

W6DR3SDP

PELLERIN MILNOR CORPORATION



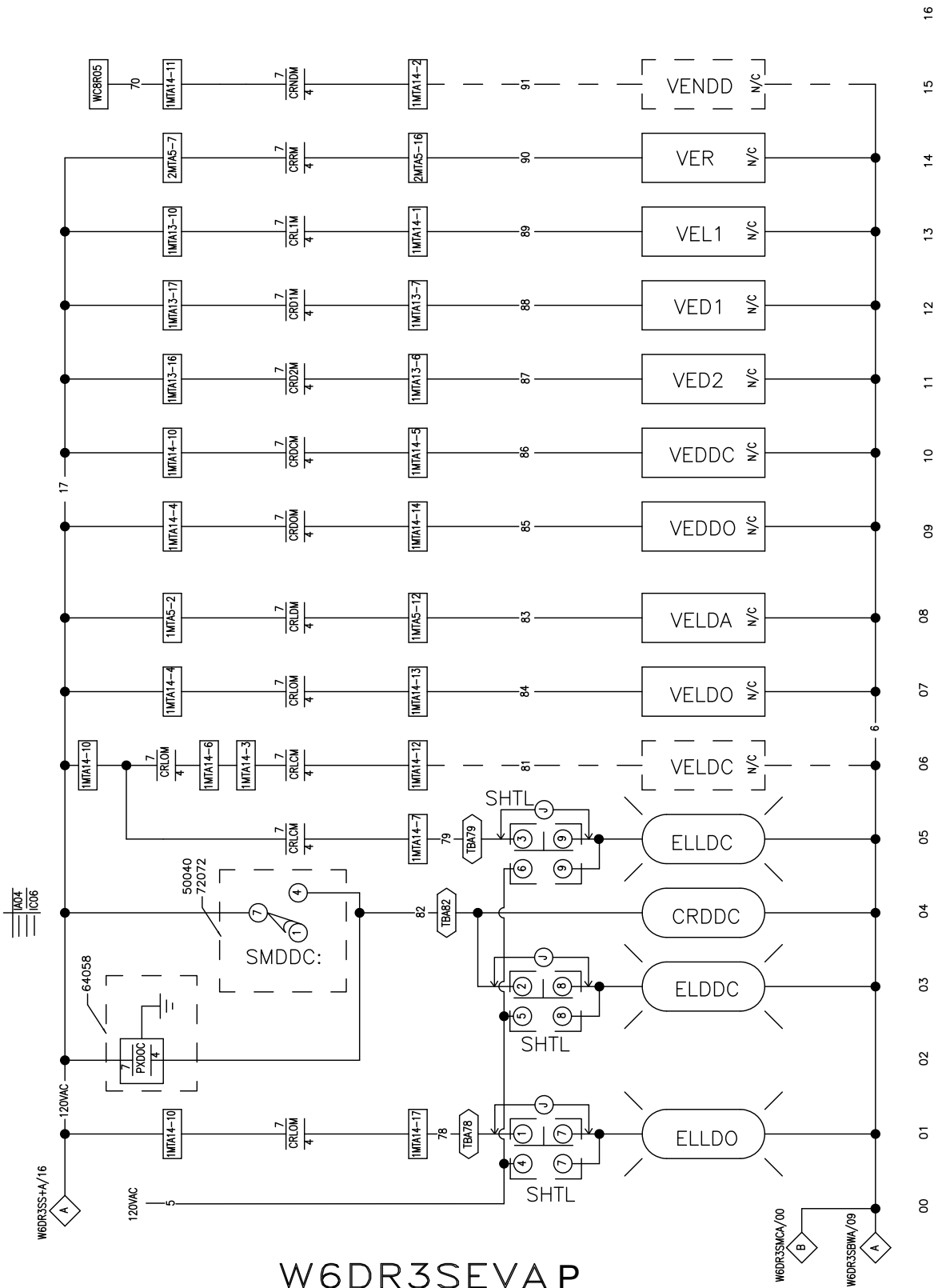
00 01 02 03 04 05 06 07 08 09 10 11 12 13 14 15 16 17

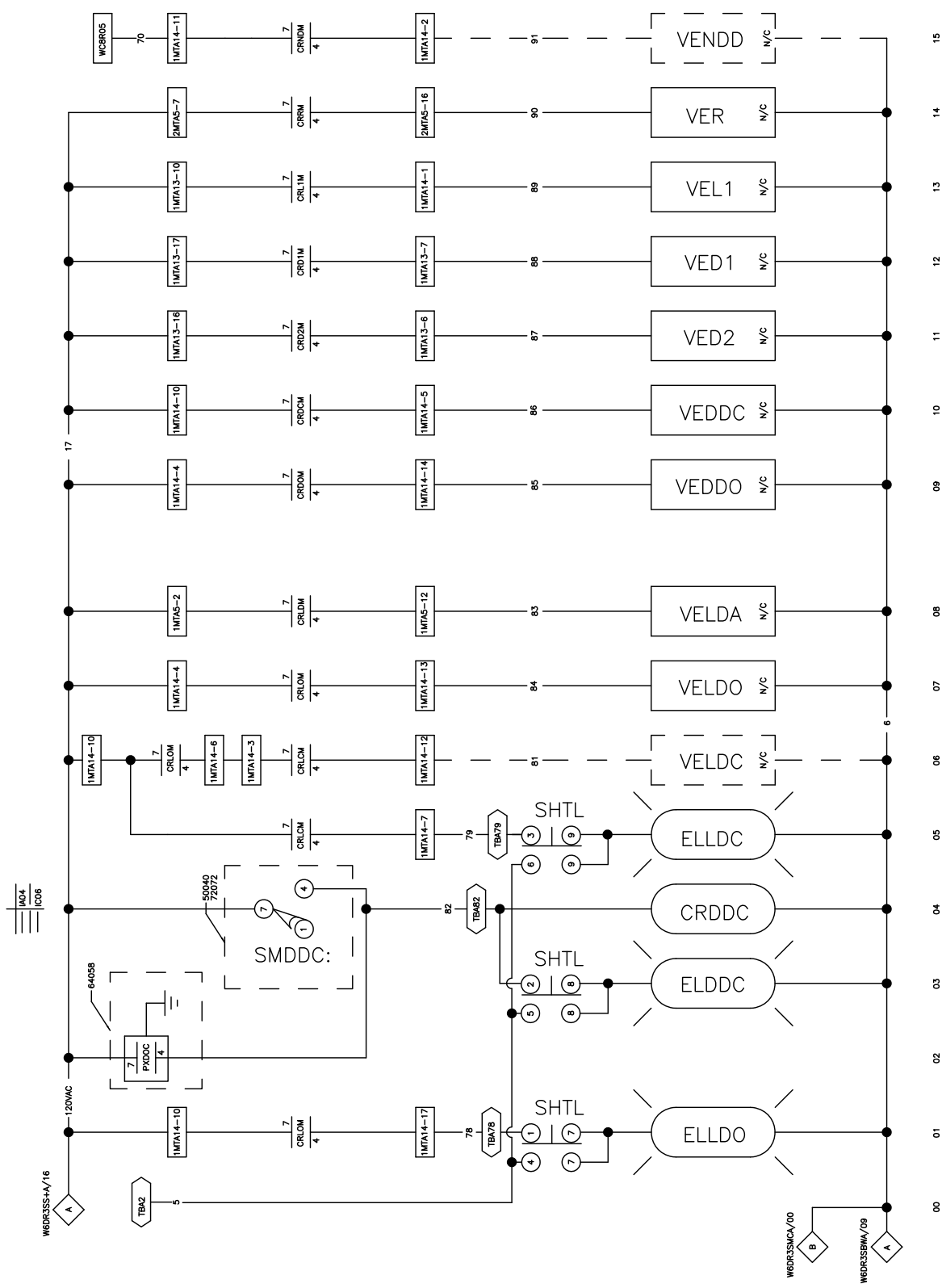
Valves
válvulas

W6DR3SEVAP

PELLERIN MILNOR CORPORATION

2021074A





W6DR3SEVBP

Valves + Lamp Test
válvulas + teste de lâmpada

PELLERIN MILNOR CORPORATION

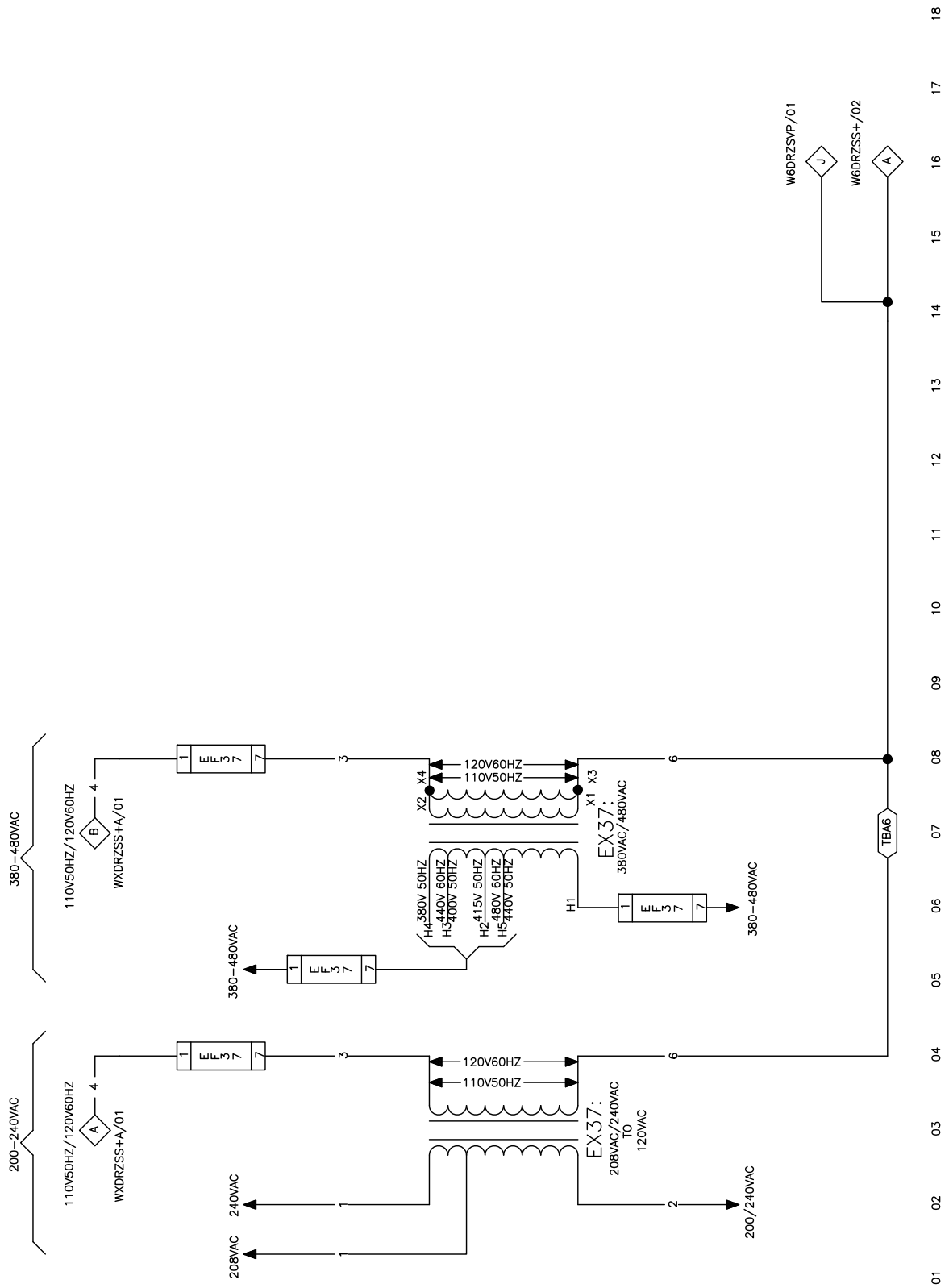
2021074A

Control Circuit Power
 alimentação do circuito de controle

W6DR3SHV P

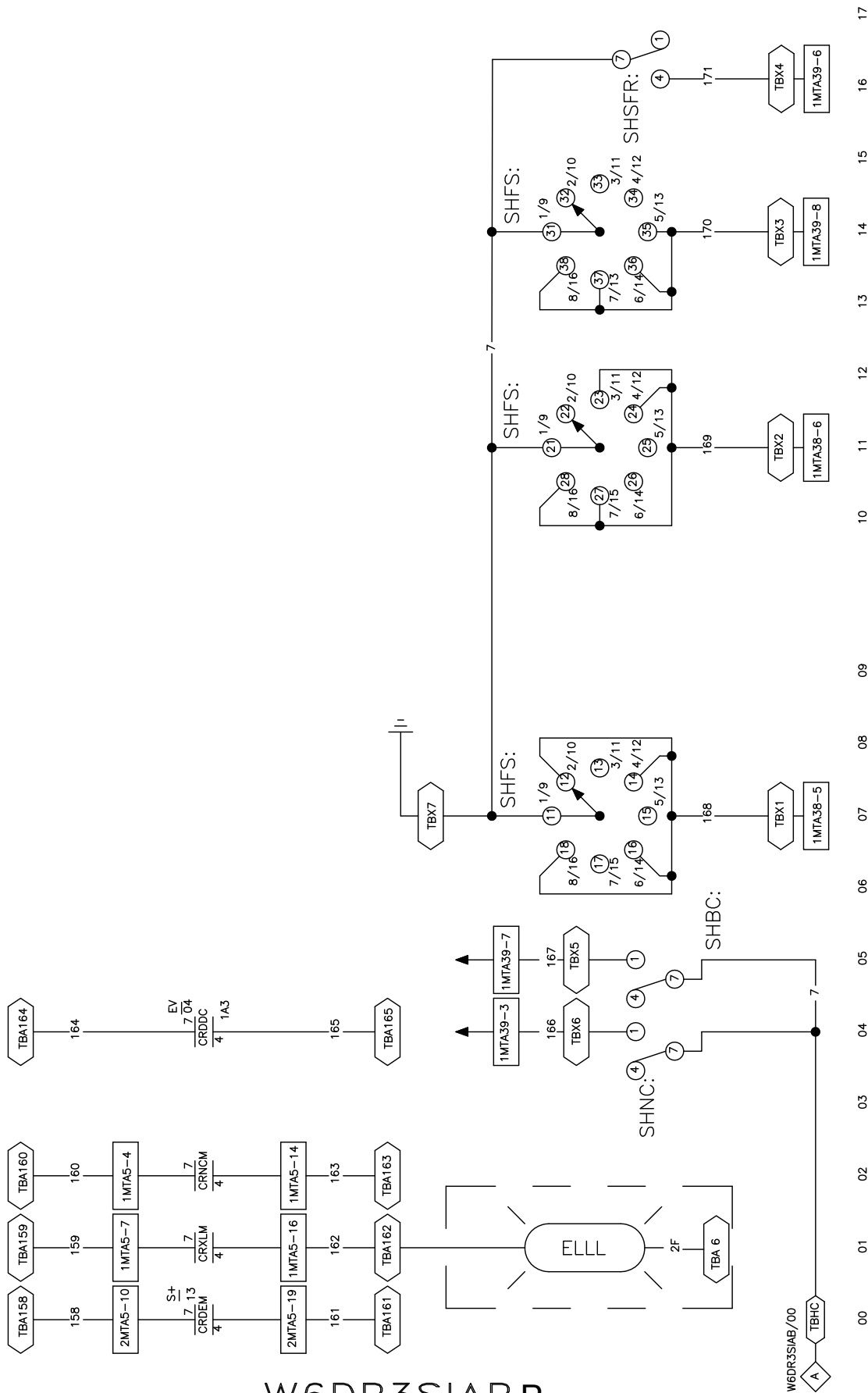
PELLERIN MILNOR CORPORATION

99387A

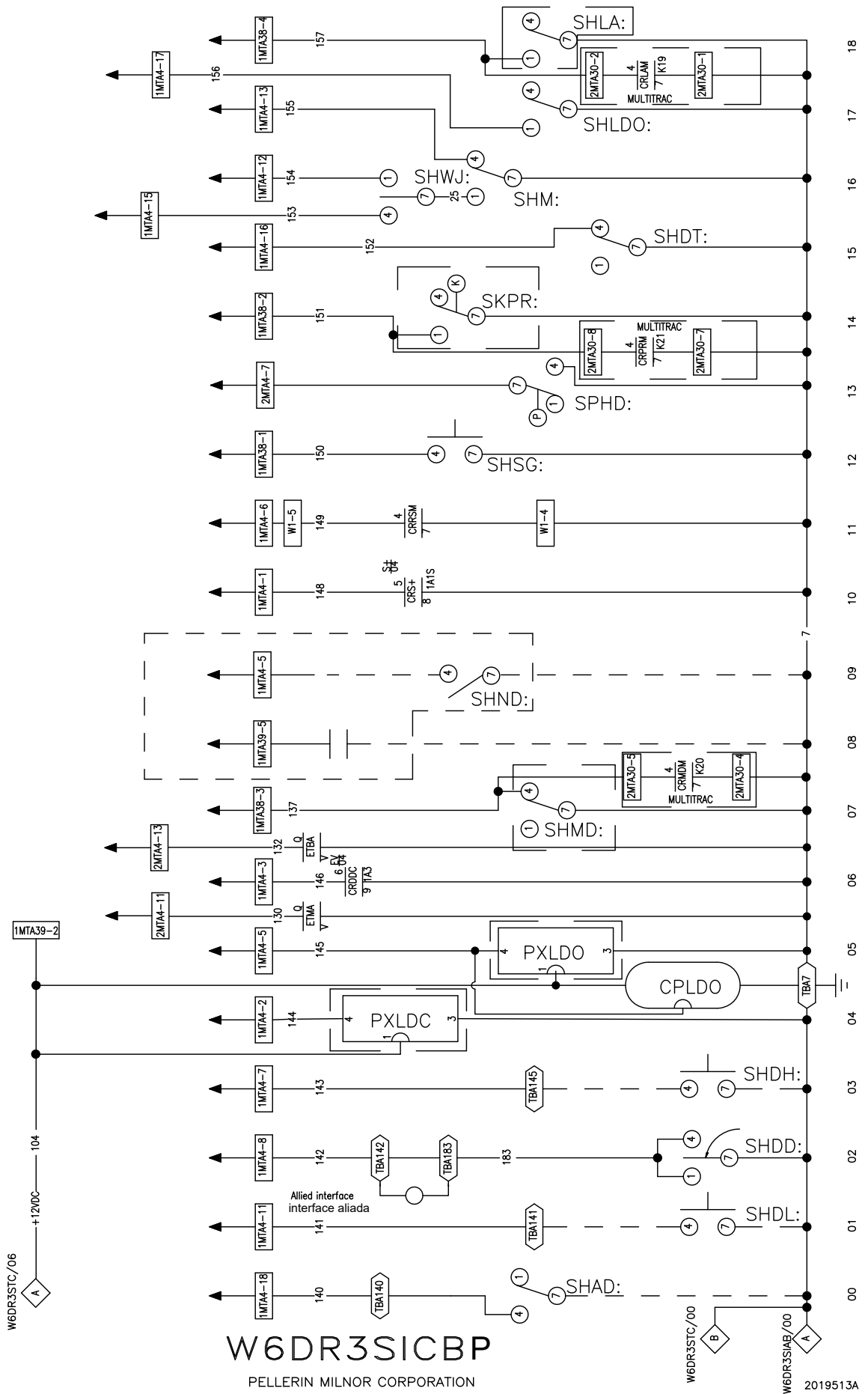


W6DR3SIABP

PELLERIN MILNOR CORPORATION



Inputs
entradas



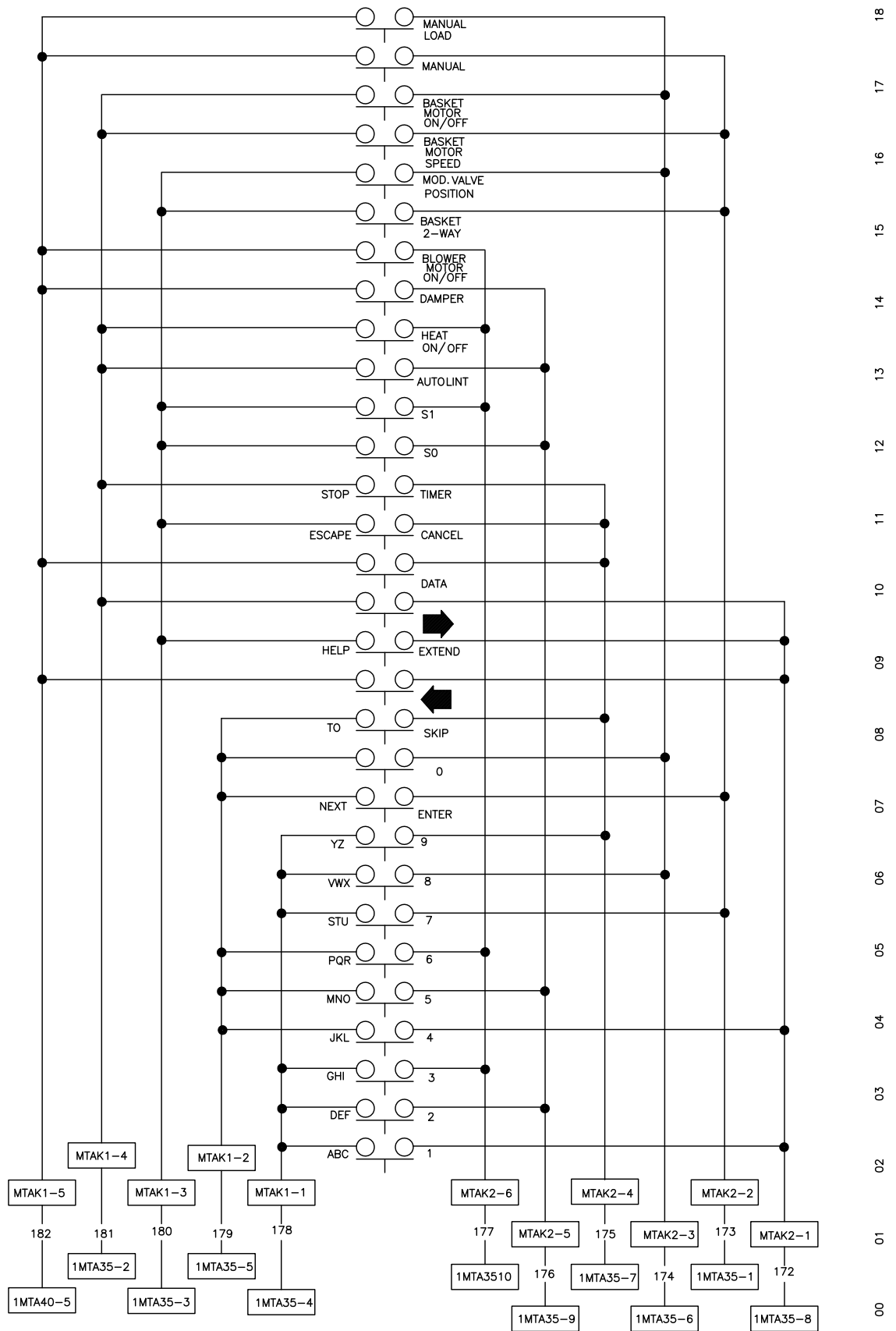
W6DR3SICBP

PELLERIN MILNOR CORPORATION

W6DR3STC/00

W6DR3SIAB/00

2019513A



Keypad no MULTITRAC
teclado não Multitrac™

W6DR3SKPP

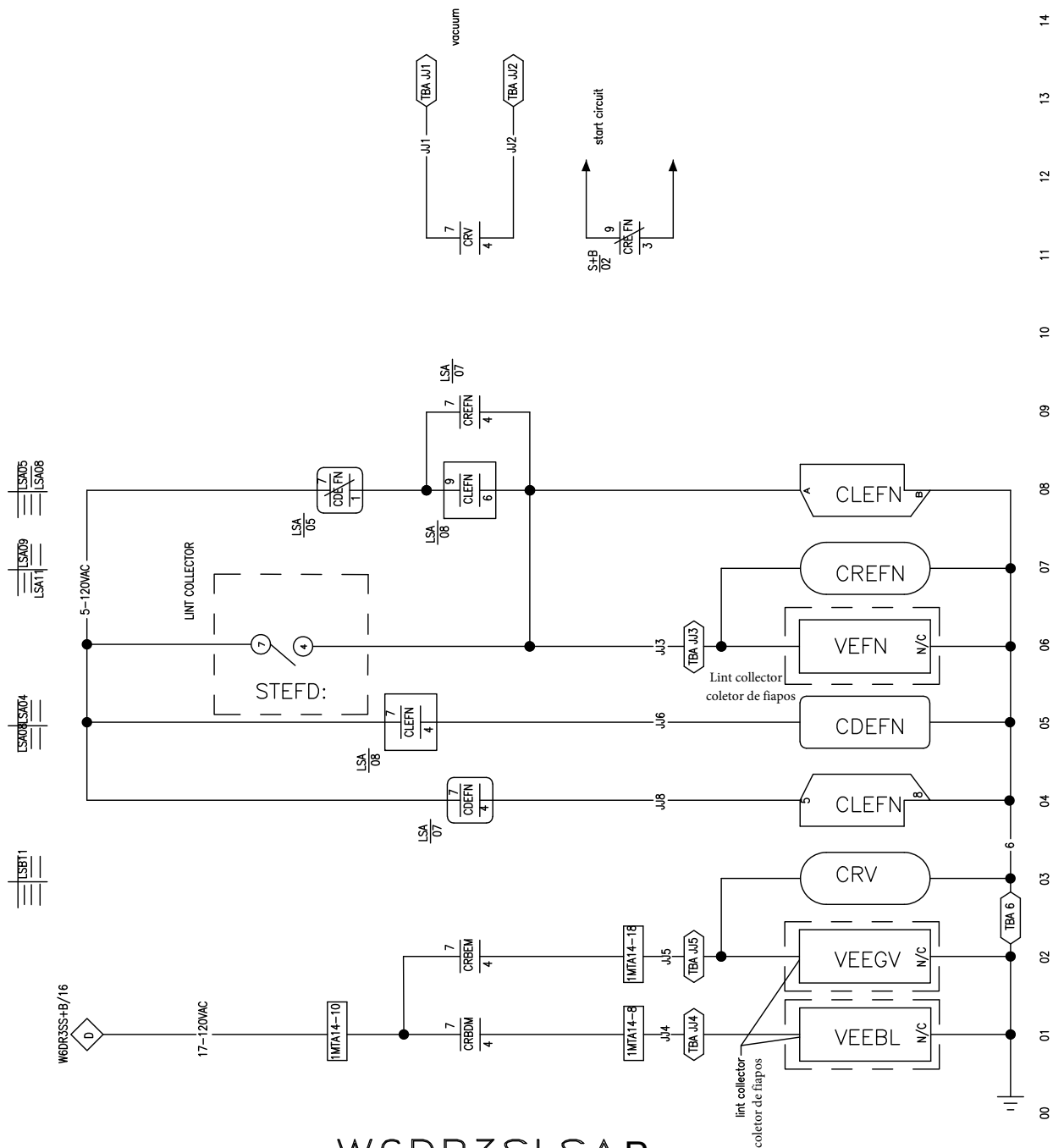
PELLERIN MILNOR CORPORATION

97241A

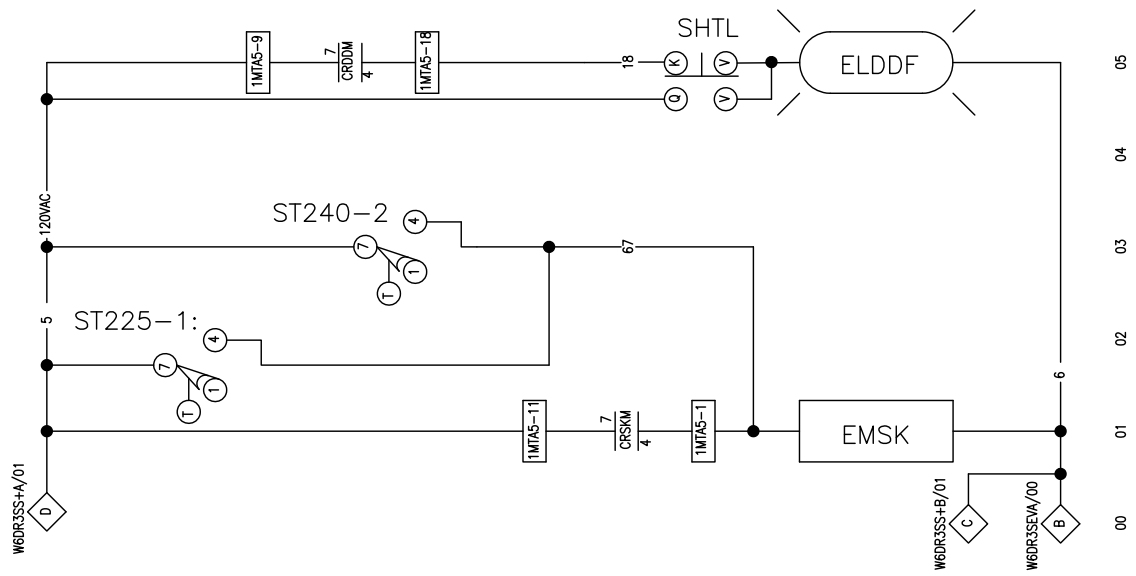
W6DR3SLSAP

PELLERIN MILNOR CORPORATION

2021074A



19
18
17
16
15
14
13
12
11
10
09
08
07
06
05
04
03
02
01
00



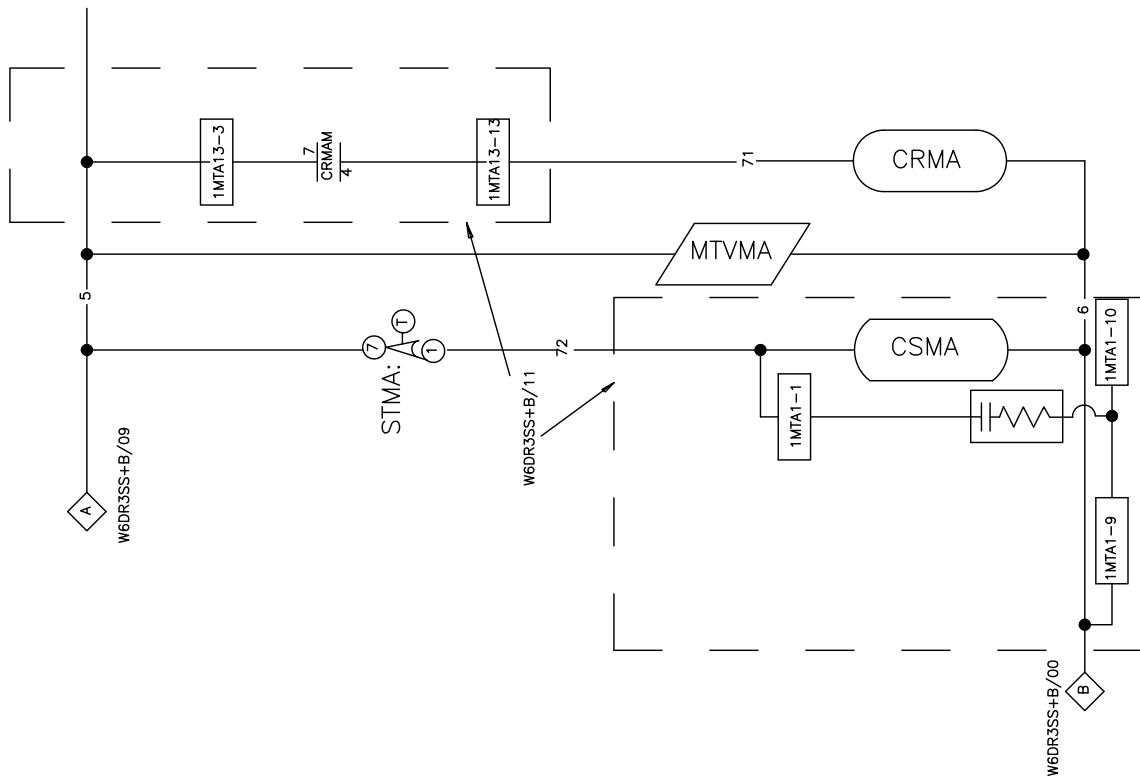
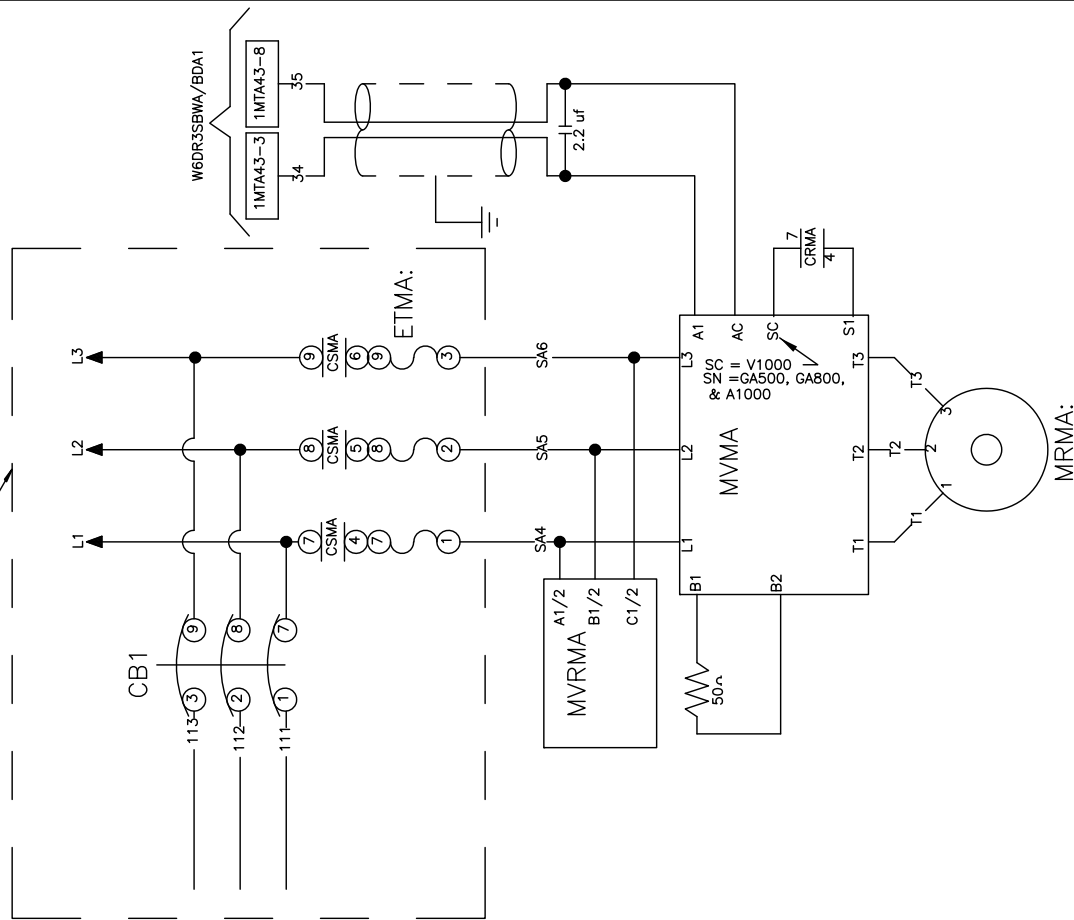
W6DR3SMCC P

Motor Contacts + Lamp Test
 Contatos do motor + teste de lâmpada

PELLERIN MILNOR CORPORATION

2021074A

W6DR3SMT/10-14



15
14
13
12
11
10
09
08
07
06
05
04
03
02
01
00

Add Blower Inverter
adicionar inversor de ventilador

W6DR3SMTSP

PELLERIN MILNOR CORPORATION

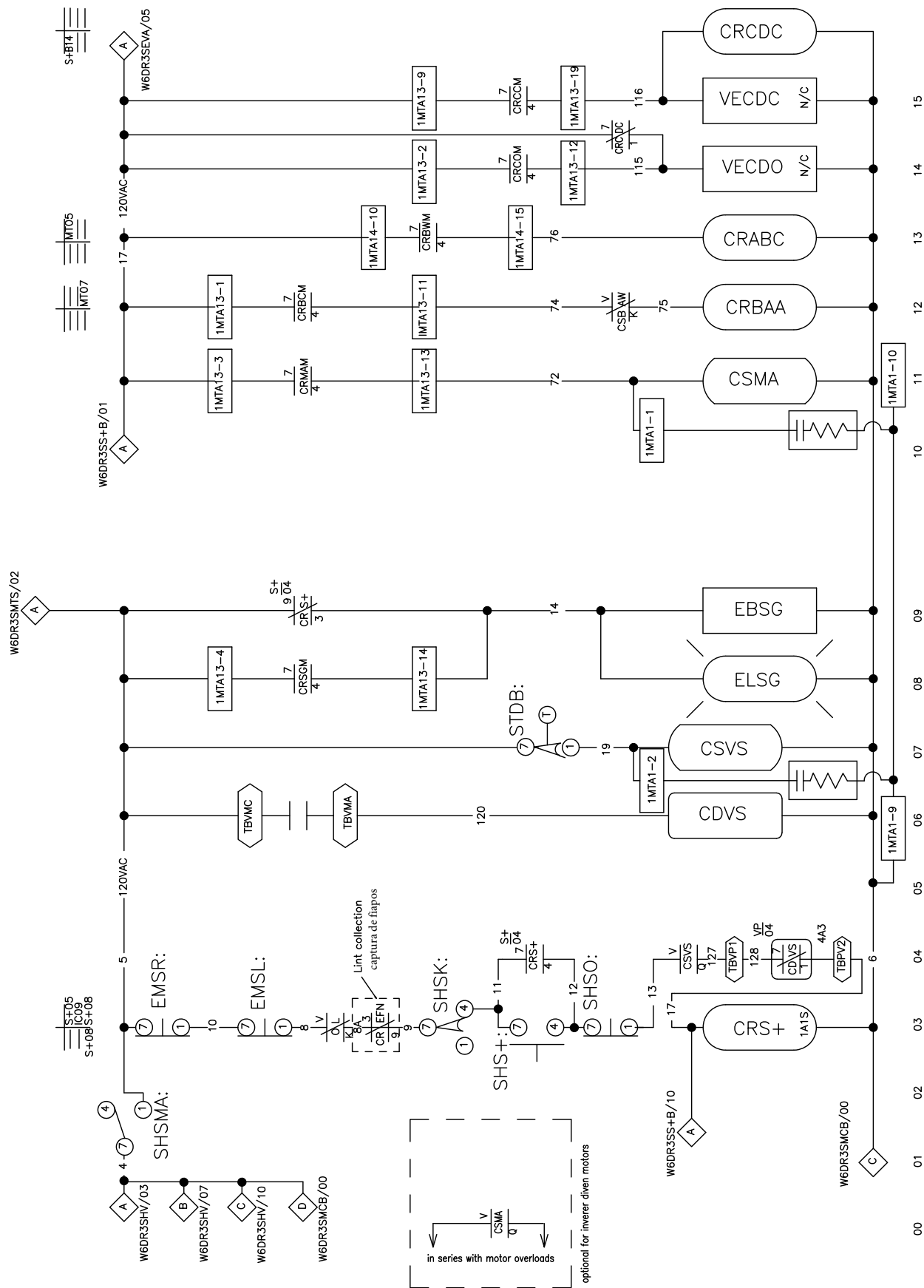
2022174A

Start Circuit
circuito de partida

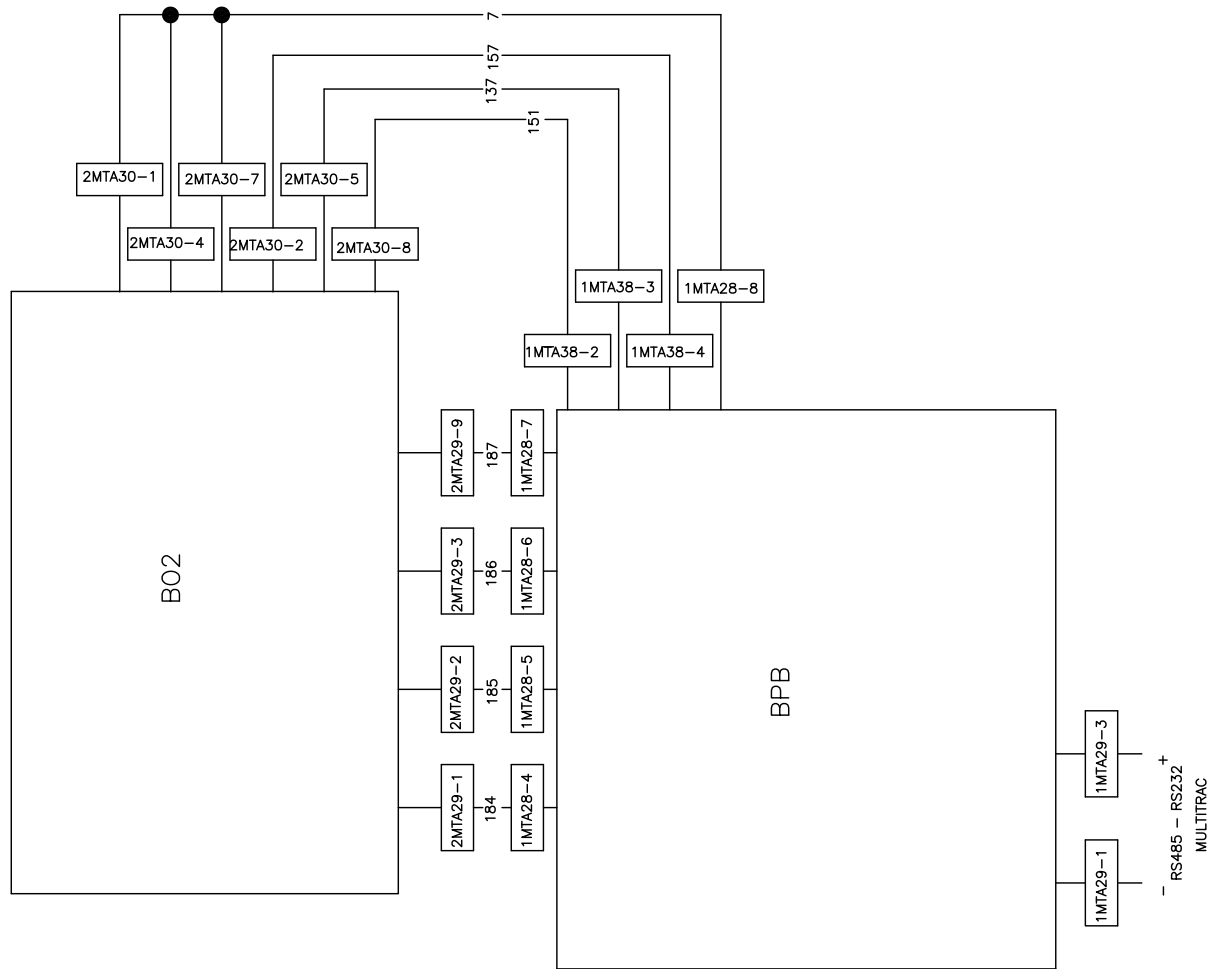
W6DR3SS+BP

PELLERIN MILNOR CORPORATION

2022174A



optional for inverter driven motors
in series with motor overloads



Thermal Oil Valve
válvula de óleo térmico

W6DR3STVP

PELLERIN MILNOR CORPORATION

2011093A

