Published Manual Number/ECN: MC6HSR2ZAU/2025254A

- **Publishing System: TPAS2**
- **Access date: 06/23/2025**
- **Document ECNs: Latest**

42044, 60044 & 72044 SR2,SR3

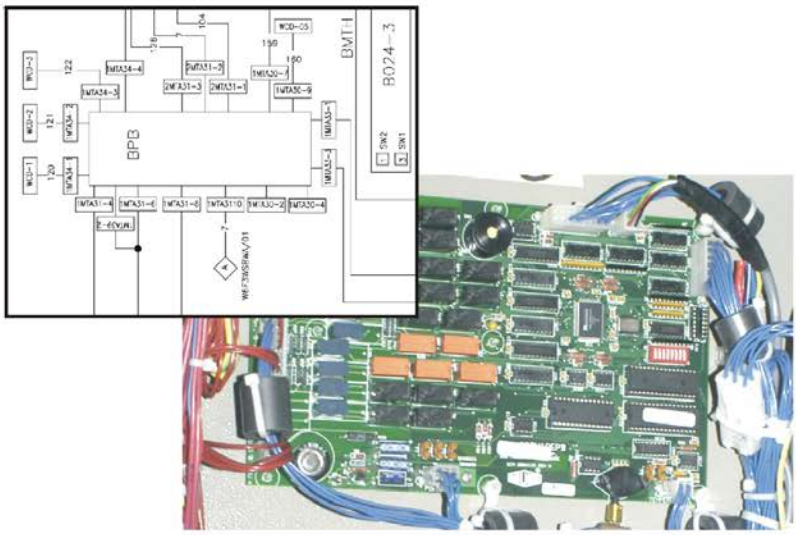

PELLERIN MILNOR CORPORATION POST OFFICE BOX 400, KENNER, LOUISIANA 70063-0400, U.S.A.

MC6HSR2ZAU/25254A

1	Text information / Die Übersetzung des Textes / La traducción del texto / La traduction du texte / traduzione testo / tekst vertalen / Textöversättning	WX2011004U/2012136A
2	Safety / Sicherheit / seguridad / sécurité / sicurezza / veiligheid / säkerhet	WX2011003U/2012136A
3	Repair parts / Ersatzteile / Las partes de repuesto / Les pièces de rechange / riparare le parti / reparatie onderdelen / reservdelar	WX2011001U/2012136A
7	Parts List / Ersatzteilliste / Lista de piezas / Liste des pièces / Elenco dei componenti / nomenclatuur / reservdelslista	W6W5SZPLU/2025174N
14	Legend of Symbols / Legend of Smbole / Leyenda de los simbolos / Légende des symboles / Legenda dei simboli / Legende van de symbolen / Symbolförklaringar	WX2011002U/2025174A
22	AUTOSPOT-clean side / Reinseite / Limpie el lado / Nettoyez côté / pulire lato / Maak kant / rena sidan	W6W5SZACAU/2014152A
23	AUTOSPOT circuit / Schaltung / circuito / circuit / circuito / circuit / krets	W6W5SZASU/2024414A
24	72044- AUTOSPOT circuit / Schaltung / circuito / circuit / circuito / circuit / krets	W6W5SZASAU/2014152A
25	Board wiring / Foren-Verdrahtung / Junta de cableado / câblage Conseil / pannello di cablaggio / Board bedrading / board ledningar	W6W5SZBWU/2021045A
26	Flushing supplies / Flushing Lieferungen / suministros de Flushing / fournitures Flushing / forniture di Flushing / Vlissingen levert / spolning leveranser	W6W5SZCFU/2024214A
27	Supply relays / Versorgung Relais / relés de suministro / relais d'approvisionnement / alimentazione relè / Supply relais / tillhandahållande reläer	W6W5SZCPU/2014152A
28	clean-soil controls / clean - Boden-Kontrollen / controles de limpieza-suelo / propres contrôles-sol / controlli puliti-suolo / schoon-bodem controles / rena-jord kontroller	W6W5SZCSU/2025174A
29	72044 clean-soil controls / clean - Boden-Kontrollen / controles de limpieza-suelo / propres contrôles-sol / controlli puliti-suolo / schoon-bodem controles / rena-jord kontroller	W6W5SZCSAU/2025174A
30	Supplies 6-15 / Zubehör 6-15 / Fuenres de 6-15 / Fournitures 6-15 / forniture 6-15 / supplies 6-15 / leveranser 6-15	W6W5SZCXU/2016374A
31	Door circuit / Tür-Schaltung / puerta del circuito / circuit de porte / Porta del circuito / Door circuit / dörren krets	W6W5SZDU/2025174A
32	72044 Door circuit / Tür-Schaltung / puerta del circuito / circuit de porte / Porta del circuito / Door circuit / dörren krets	W6W5SZDAU/2025174A
33	42/60WP2&3 electric valves/elektrische Ventile/válvulas eléctricas/vannes électriques/valvole elettriche/elektrische kleppen	W6W5SZEVU/2024145A

MC6HSR2ZAU/25254A

34	72044 Electric valves / Elektrische Ventile / válvulas eléctricas / vannes électriques / pannelloelettrovalvole do cablaggio / elektrische kranen / elektriska ventilerna	W6W5SZEVAU/2020532A
35	Optional flashing lights / Optional Blinklichter / Luces intermitentes opcionales / Feux clignotants en option / Luci lampeggianti opzionali / Optionele zwaailichten / Valfria binkande tampor	W6W5SZFSU/2020214A
36	Inputs / Eingänge / Entradas / Entrées / Ingressi / Ingangen / ingångar	W6W5SZI1U/2025174A
37	72044 motor connections / Motorschütze / motor de contactores / contacteurs du moteur / del motore contattori / magneetschakelaars / motorkontaktorer	W6W5SZMCAU/2023104A
38	42044, 60044 - 600V wiring / 600V Verkabelung / cableado 600V / câblage 600V / cablaggio 600V / 600V bedrading / 600V ledningar	W6W5SZMT6U/2019454A
39	72044 motor connections / Motoranschlüsse / conexiones del motor / connexions du moteur / collegamenti del motore / motoraansluitingen / motoranslutningarna	W6W5SZMTAU/2014152A
40	20 programable outputs / 20 programmierbare Ausgänge / 20 salidas programables / 20 sorties programmables / 20 uscite programmabili / 20 programmeerbare uitgangen / 20 programmerbara utgångar	W6W5SZOPU/2014152A
41	Control circuit transformer / Steuertransformator / El circuito de control del transformador / Le circuit de commande du transformateur / Trasformatore ausiliario / Stuurkring transformator / Styrkrets transformator	W6W5SZPSU/2019394A
42	Start circuit / starten Schaltung / Inicio del circuito / Début circuit / Inizio del circuito / Start circuit / starta krets	W6W5SZS+U/2025174A
43	72044 Start circuit / starten Schaltung / Inicio del circuito / Début circuit / Inizio del circuito / Start circuit / starta krets	W6W5SZS+AU/2025174A
44	master switch / Hauptschalter / interruptor principal / interrupteur principal / interruttore generale / hoofdschakelaar / huvudströmbrytare	W6W5SZSPU/2014152A
45	72044 master switch / Hauptschalter / interruptor principal / interrupteur principal / interruttore generale / hoofdschakelaar / huvudströmbrytare	W6W5SZSPAU/2019505A
46	42044 60044 inverter / Wechselrichter / del inversor / inverseur / inverter / omvormer / inverter	W6W5SZVPU/2025254A
47	60044 inverter / Wechselrichter / del inversor / inverseur / inverter / omvormer / inverter	W6W5SZVPAU/2025254A

The text in this Circuit Guide is provided in the following languages:

1. **English**
2. German
3. Spanish
4. French
5. Italian
6. Dutch
7. Swedish

Der Text in dieser Schaltung Guide ist in folgenden Sprachen zur Verfügung:

1. Englisch
2. **Deutsch**
3. Spanisch
4. Französisch
5. Italienisch
6. Niederländisch
7. Schwedisch

El texto de esta guía se proporciona Circuito en los siguientes idiomas:

1. Inglés
2. Alemán
3. **Español**
4. Francés
5. Italiano
6. Holandés
7. Sueco

Le texte de ce guide est fourni Circuit dans les langues suivantes:

1. Anglais
2. Allemand
3. Espagnol
4. **Français**
5. Italien
6. Néerlandais
7. Suédois

Il testo in questa Guida Circuit sono fornite nelle seguenti lingue:

1. Inglese
2. Tedesco
3. Spagnolo
4. Francese
5. **Italiano**
6. Olandese
7. Svedese

De tekst in dit circuit gids vindt u in de volgende talen:

1. Engels
2. Duits
3. Spaans
4. Frans
5. Italiaans
6. **Nederlands**
7. Zweeds

Texten i denna krets Guide ges på följande språk:

1. Engelska
2. Tyska
3. Spanska
4. Franska
5. Italienska
6. Nederländska
7. **Svenska**

Read the separate safety manual before installing, operating, or servicing

---

Lesen Sie die separaten Sicherheits-Hanbuch vor der Installation, Betrieb oder die Wartung

---

Lea el manual de seguridad por separado antes de la instalación, operación o mantenimiento

---

Lisez le manuel de sécurité séparées avant d'installer, d'exploitation ou d'entretien

---

Leggere il manuale separato di sicurezza prima di installare, utilizzare o effettuare manutenzione

---

Lees de afzonderlijke veiligheid handleiding voor het installeren, bedienen of onderhoud

---

Läs häftet Säkerhets-manualen innan du installerar, använder eller underhåller

---

How to Get the Necessary Repair Components

You can get components to repair your machine from the approved supplier where you got this machine. Your supplier will usually have the necessary components in stock. You can also get components from the Milnor® factory.

Tell the supplier the machine model and serial number and this data for each necessary component:

- The component number from this manual
- The component name if known
- The necessary quantity
- The necessary transportation requirements
- The schematic number
- If the component is a motor or electrical control, give the nameplate data from the used component.

To write the Milnor factory:

Pellerin Milnor Corporation
Post Office Box 400
Kenner, LA 70063-0400
United States

Telephone: 504-467-2787
Fax: 504-469-9777
Email: parts@milnor.com

Wie bestellt man Ersatzteile

Sie bekommen die Teile von Ihrem autorisierten Milnor Händler. In der Regel haben die eine grosse Auswahl an Teilen am Lager. Sie können auch Teile von der Fabrik bekommen.Milnor®

Bei Bestellungen geben Sie bitte die Maschinen Type und die Seriennummer an sowie nachstehende Information.

- Die Teile Nummer aus dieser Anleitung
- Den Namen des Teils sofern bekannt
- Die gewünschte Anzahl
- Versandinstruktionen
- Sie bitte auch die Nummer des Schaltschemas an.
- Wenn es sich um einen Motor oder um ein Kontrollteil handel, geben Sie bitte die Daten die auf dem Namensschild ersichtlich sind an..

Um an die Fabrik zu schreiben:

Pellerin Milnor Corporation
Post Office Box 400
Kenner, LA 70063-0400
United States

Telephone: 504-467-2787
Fax: 504-469-9777
E-mail: parts@milnor.com

Cómo obtener los componentes necesarios de reparación

Usted puede conseguir los componentes para reparar la máquina desde el proveedor autorizado de esta máquina. Su proveedor por lo general tienen un balance de los componentes necesarios. También puede obtener los componentes de la fábrica de Milnor ®.

Dígale al proveedor del modelo de máquina y número de serie y estos datos para cada componente necesario:

- El número de componente de este manual
- El nombre del componente, si se conoce
- La cantidad necesaria
- Los requisitos necesarios de transporte
- El diagrama de cableado de número
- Si el componente es un motor o de controles eléctricos, dar los datos de identificación de los componentes utilizados.

Para escribir la fábrica de Milnor:
Pellerin Milnor Corporation,
Post Office Box 400
Kenner, LA 70063-0400
United States

Teléfono: 504-467-2787
Fax: 504-469-9777
Correo electrónico: parts@milnor.com

Comment obtenir les composants de réparation nécessaires

Vous pouvez obtenir des composants pour réparer votre machine à partir du fournisseur agréé où vous avez obtenu cette machine. Votre fournisseur aura habituellement les composants nécessaires en stock. Vous pouvez également obtenir des composants de l'usine de Milnor ®.

Dites au fournisseur le modèle de la machine et le numéro de série et ces données pour chacune des composantes nécessaires:

- Le numéro de la composante de ce manuel
- Le nom du composant s'il est connu
- La quantité nécessaire
- Les besoins de transport nécessaires
- Le nombre schématiques
- Si le composant est un moteur ou de commande électrique, donnent la plaque signalétique de l'appareil utilisé.

Pour écrire l'usine de Milnor:
Pellerin Milnor Corporation
Post Office Box 400
Kenner, LA 70063-0400
United States

Téléphone: 504-467-2787
Télécopieur: 504-469-9777
Email: parts@milnor.com

Come ottenere i pezzi necessari per le riparazioni

Potete ottenere i componenti per riparare la vostra macchina dal fornitore acquistato la macchina. Solitamente il vostro fornitore ha i componenti Potete inoltre ottenere i componenti dalla Milnor® fabbrica.

Dite al fornitore del modello di macchina e numero di serie e questi dati per ogni componente necessario:
• Il numero dei componenti di questo manuale
• Il nome del componente se noti
• La quantità necessaria
• I requisiti necessari di trasporto
• Fornite il numero dello schema se conosciuto
• Se il componente è un motore elettrico o di controllo, fornire i dati di targa del componente utilizzato.

Per scrivere alla fabbrica Milnor:

Pellerin Milnor Corporation
Post Office Box 400
Kenner, LA 70063-0400
United States

Telefono: 504-467-2787
Fax: 504-469-9777
E-mail: parts@milnor.com

Hoe de noodzakelijke herstelwerkzaamheden Components Get

Reparatie onderdelen kunnen worden besteld bij de erkende leverancier voor deze machine. Uw leverancier zal meestal over de nodige onderdelen in voorraad. U kunt ook onderdelen uit de Milnor ® fabriek.

Vertel de leverancier van de machine model-en serienummer en deze gegevens voor elk noodzakelijk onderdeel:
• De component nummer van deze handleiding
• De component naam indien bekend
• De benodigde hoeveelheid
• Het noodzakelijke transport eisen
• Het schema nummer
• Als de component is een motor of elektrische bediening, geven de gegevens van het typeplaatje van de gebruikte component.

Om de Milnor fabriek schrijven:

Pellerin Milnor Corporation
Post Office Box 400
Kenner, LA 70063-0400
United States

Telefoon: 504-467-2787
Fax: 504-469-9777
Email: parts@milnor.com

Hur får man den nödvändiga reparationen komponenter

Du kan få komponenter för att reparera din maskin från godkänd leverantör där du fick denna maskin. Din leverantör kommer vanligtvis ha de nödvändiga komponenter i lager. Du kan också få komponenter från Milnor ® fabriken.

Tala om leverantören maskinens modell och serienummer och detta data för varje nödvändig del:

- Komponenten nummer från denna handbok
- Komponenten Namnet om det är känt
- Den nödvändiga mängden
- De nödvändiga transporter Kraven
- Den schematiska Antalet
- Om komponenten är en motor eller elektrisk styrning ger märkskylten data från den använda komponenten

För att skriva Milnor fabriken:

Pellerin Milnor Corporation
Post Office Box 400
Kenner, LA 70063-0400
United States

telefon: 504-467-2787
Fax: 504-469-9777
e-post: parts@milnor.com

BA			
BAD-1		W6W5SZBWU	08BSADCT
BDA-1		W6W5SZBWU	08BSDACT
BIO-1		W6W5SZBWU	08BS816CHT
BIO-2		W6W5SZBWU	08BS816CHT
BIO-A		W6W5SZBWU	08BS816CTA
BLB		W6W5SZBWU	08BNLTT
BO24-1		W6W5SZBWU	08BSO24AT
BO24-2		W6W5SZBWU	08BSO24AT
BO24-3		W6W5SZBWU	08BSO24AT
BPB		W6W5SZBWU	08BHA9D4T
BSP		W6W5SZVPU	08BNDSRBT
CB			
CB1		W6W5SZMTAU	09FC032CAA
CB2		W6W5SZMTAU	09FC016CAA
CD			
CDEXN		W6W5SZSPAU	09CA100A37
CDS+N		W6W5SZS+AU	09CA100A37
CDVS		W6W5SZS+U	09CA100A37
CL			
CLDCC		W6W5SZDU	09CL2C-D37
CLDCC		W6W5SZDAU	09CL2C-D37
CLDCC		W6W5SZS+U	09CL2C-D37
CLDCD		W6W5SZDU	09CL2C-D37
CLDCD		W6W5SZDAU	09CL2C-D37
CLDCD		W6W5SZS+U	09CL2C-D37
CLPCC		W6W5SZCSU	09CL2C-D37
CLPCC		W6W5SZCSAU	09CL2C-D37
CLPCC		W6W5SZCSU	09CL2C-D37
CR			
CRAC		W6W5SZDU	09C024D37
CRAD		W6W5SZDU	09C024D37
CRADC	42044	W6W5SZVP	09C024D37
CRADC	60044	W6W5SZVPA	09C024D37
CRAS		W6W5SZDU	09C024D37
CRASA		W6W5SZASAU	09C024D37
CRASB		W6W5SZASAU	09C024D37
CRASI		W6W5SZASAU	09C024D37
CRASJ		W6W5SZASAU	09C024D37
CRASK		W6W5SZASAU	09C024D37
CRASL		W6W5SZASAU	09C024D37
CRASM		W6W5SZASAU	09C024D37
CRASS		W6W5SZASAU	09C024D37
CRAST		W6W5SZASAU	09C024D37
CRAT		W6W5SZDU	09C024D37
CRC01		W6W5SZCPU	09C024D37
CRC02		W6W5SZCPU	09C024D37
CRC03		W6W5SZCPU	09C024D37
CRC04		W6W5SZCPU	09C024D37
CRC05		W6W5SZCPU	09C024D37

CRC06		W6W5SZCPU	09C024D37
CRC07		W6W5SZCPU	09C024D37
CRC08		W6W5SZCPU	09C024D37
CRC09		W6W5SZCPU	09C024D37
CRC10		W6W5SZCPU	09C024D37
CRC11		W6W5SZCPU	09C024D37
CRC12		W6W5SZCPU	09C024D37
CRC13		W6W5SZCPU	09C024D37
CRC14		W6W5SZCPU	09C024D37
CRC15		W6W5SZCPU	09C024D37
CRCCR		W6W5SZCSU	09C024D37
CRCCR		W6W5SZCSAU	09C024D37
CRCSG		W6W5SZCS	09C024D37
CRPCC		W6W5SZCSU	09C024D37
CRPCC		W6W5SZCSAU	09C024D37
CRPCD		W6W5SZCSAU	09C024D37
CRPCO		W6W5SZDU	09C024D37
CRPLA		W6W5SZDU	09C024D37
CRPLA		W6W5SZSPAU	09C024D37
CRPLC		W6W5SZDU	09C024D37
CRPLC		W6W5SZDAU	96R301B37
CRPLS		W6W5SZDU	09C024D37
CRPLS		W6W5SZDAU	96R301B37
CRS+		W6W5SZS+U	09C024D37
CRS+		W6W5SZS+AU	09C024D37
CRS+A		W6W5SZS+U	09C024D37
CRS+S		W6W5SZS+AU	09C024D37
CRSG		W6W5SZS+	09C024D37
CRSOC		W6W5SZDAU	96R301B37
CRSOE		W6W5SZDAU	96R301B37
CRSOS		W6W5SZDAU	96R301B37
CRSOT		W6W5SZDAU	96R301B37
CRSP		W6W5SZSPAU	09C024D37
CRSS		W6W5SZS+AU	09C024D37
CS			
CSDR		W6W5SZMCAU	09MC04E337
CSE1		W6W5SZMCAU	09MC04L337
CSE2		W6W5SZMCAU	09MC04L337
CSJC		W6W5SZMCAU	09MR04B337
CSVS	42044	W6W5SZS+U	09M08G337
CSVS	60044	W6W5SZS+U	09M08N337
CSWA		W6W5SZMCAU	09MR04J337
CSWC		W6W5SZMCAU	09MR04J337
EB			
EBPCC		W6W5SZDU	09H015
EBPCC		W6W5SZDAU	09H015
EBSG		W6W5SZS+U	09H015
EBSG		W6W5SZS+AU	09H015
EF			
EFLEDC		W6W5SZFS	09H025V12

EFLEDS		W6W5SZFS	09H025V12
EF			
EF16X		W6W5SZMCAU	09FF002AMG
EF16Y		W6W5SZMCAU	09FF002AMG
EF37		W6W5SZPSU	09FF006AMA
EFP1	<250V	W6W5SZPSU	09FF006AWV
EFP1	>250V	W6W5SZPSU	09FF003AWV
EFP2	<250V	W6W5SZPSU	09FF006AWV
EFP2	>250V	W6W5SZPSU	09FF003AWV
EL			
ELASC		W6W5SZASAU	09J060A37
ELASS		W6W5SZASAU	09J060A37
ELPCG		W6W5SZCSU	09J060A37
ELPCG		W6W5SZCSAU	09J060G37
ELPCR		W6W5SZCSU	09J060A37
ELPCR		W6W5SZCSAU	09J060A37
ELPS		W6W5SZASU	09J060A37
ELPS		W6W5SZASU	09J060A37
ELPSG		W6W5SZCSU	09J060A37
ELPSG		W6W5SZCSAU	09J060R37
ELPSR		W6W5SZCSU	09J060A37
ELPSR		W6W5SZCSAU	09J060A37
ELSG		W6W5SZS+U	09J060A37
ELSG		W6W5SZS+AU	09J060A37
ELSPC		W6W5SZS+	09N507E
ELSPS		W6W5SZS+	09N507E
EM			
EMAS		W6W5SZMCAU	54H164A
EMHR		W6W5SZS+	38C202
EMS			
EMSPC		W6W5SZDAU	09N505
EMSPS		W6W5SZDAU	09N505
ES			
ESPS		W6W5SZBWU	08PSS3401T
ESPS2		W6W5SZBWU	08PSS2401T
ET			
ETDR	72044	W6W5SZMTAU	09FTC0120T
ETE1	72044 <346V	W6W5SZMTAU	09FTC0230T
ETE1	72044 >346V	W6W5SZMTAU	09FTC0140T
ETE2	72044 <346V	W6W5SZMTAU	09FTC0230T
ETE2	72044 >346V	W6W5SZMTAU	09FTC0140T
ETVS	42044	W6W5SZVPU	09FTD0121T
ETVS	60044	W6W5SZVPU	09FTD0230T
ETWA	72044 <346V	W6W5SZMTAU	09FTC0121T
ETWA	72044 >346V	W6W5SZMTAU	09FTC0120T
EX			
EX37-1		W6W5SZPSU	09UA025A37
EX37-2		W6W5SZPSU	09UA025AAB
EX37-3		W6W5SZPSU	09U251AB37
EX37-4		W6W5SZPSU	09UA025AA83

EX96A	42044 600V	W6W5SZMT6	09US050A96
EX96A	60044 600V	W6W5SZMT6	09US100A96
EX96B	42044 600V	W6W5SZMT6	09US050A96
EX96B	60044 600V	W6W5SZMT6	09US100A96
EXAS		W6W5SZMCAU	09UB100A16
MS	42044	W6W5SZVPU	09X370
MS	60044	W6W5SZVPAU	09X370
MT			
MTD		W6W5SZVPU	MESSAGE SO
MTV			
MTVS	42044	W6W5SZS+U	13AF100A37
MTVS	60044	W6W5SZS+U	13AF235A37
MV			
MVDBR	42044	W6W5SZVPU	09MV020RES
MVDBR	60044	W6W5SZVPAU	09MV011RET
MVDBU	60044 <250V	W6W5SZVPAU	09MVBT25LC
MVINR	42044 <250V	W6W5SZVPU	09MX300A74
MVINR	42044 >250V	W6W5SZVPU	09MX300A96
MVINR	60044 <250V	W6W5SZVPAU	09MX600A74
MVINR	60044 >250V	W6W5SZVPAU	09MX600A96
MVINV	42044 <250V	W6W5SZVPU	09MWC07574
MVINV	42044 >250V	W6W5SZVPU	09MWC03996
MVINV	60044 <250V	W6W5SZVPAU	09MWC14574
MVINV	60044 >250V	W6W5SZVPAU	09MWC07596
MVLF	42044	W6W5SZVPU	09MVFILTR1
MVLF	60044	W6W5SZVPAU	09MVFILTR1
PS			
PSFL		W6W5SZFS	08PSS3401T
PX			
PX1C		W6W5SZASU	09RPS07RDS
PX1S		W6W5SZASU	09RPS07RDS
PX2C		W6W5SZASU	09RPS07RDS
PX2S		W6W5SZASU	09RPS07RDS
PXSP		W6W5SZVPU	09RPS07RDS
RS			
RS01		W6W5SZBW	ECEUMTRES
RS02		W6W5SZBW	ECEUV8R
SC			
SCAS1		W6W5SZASAU	09R015
SCAS2		W6W5SZASAU	09R015
SCAS3		W6W5SZASAU	09R015
SCAS4		W6W5SZASAU	09R015
SCAS5		W6W5SZACAU	09R014A
SCAS6		W6W5SZACAU	09R014A
SH			
SHASC		W6W5SZACAU	09N041R
SHASC		W6W5SZASU	09N041R
SHASC		W6W5SZVPU	09N041R
SHASS		W6W5SZASU	09N041R
SHASS		W6W5SZASAU	09N041R

SHASS		W6W5SZVPU	09N041R
SHC+C		W6W5SZDU	09N405PB10
SHCCR		W6W5SZCSU	09N405PB11
SHCCR		W6W5SZCSAU	09N405PB11
SHDOC		W6W5SZDU	09N405PB11
SHDOC		W6W5SZDAU	09N405PB11
SHDOC		W6W5SZS+U	09N405PB11
SHDOS		W6W5SZDU	09N405PB11
SHDOS		W6W5SZDAU	09N405PB11
SHS+		W6W5SZDU	09N405PG10
SHS+		W6W5SZS+AU	09N405PG10
SHS+C		W6W5SZDAU	09N405PG10
SHSEC		W6W5SZS+U	09N505
SHSEC		W6W5SZS+	09N507F
SHSES		W6W5SZS+U	09N505
SHSES		W6W5SZS+	09N507F
SHSMA		W6W5SZSPU	09N405M210
SHSMA		W6W5SZSPAU	09N405M210
SHWCF		W6W5SZCFU	09N405S320
SHWJC		W6W5SZACAU	09N405S211
SHWJC		W6W5SZVPU	09N405S211
SHWJC	SWITCH-JOG CLEAN	W6W5SZVPAU	09N405S211
SHWJS		W6W5SZASAU	09N405M211
SHWJS		W6W5SZVPU	09N405S211
SHWJS	SWITCH-JOG SOIL S	W6W5SZVPAU	09N405S211
SM			
SMCD		W6W5SZS+U	09RM01212S
SMCD2		W6W5SZS+AU	09RM01212S
SMERB		W6W5SZS+U	09R008A
SMERB		W6W5SZS+AU	09R008A
SMPLC		W6W5SZDU	09R012
SMPLC		W6W5SZDAU	09R012
SMPLS		W6W5SZDU	09R012
SMPLS		W6W5SZDAU	09R012
SMSD		W6W5SZS+U	09RM01212S
SMSD2		W6W5SZS+AU	09RM01212S
SMWVB		W6W5SZS+U	09R020
SMWVB		W6W5SZS+AU	09R020
SP			
SPB2R		W6W5SZS+AU	09N082A
SPBR		W6W5SZI1U	09N082A
SPOF	42044/60044	W6W5SZEVA	09N069
SPOF	72044	W6W5SZEVA	09N069
TP			
TP		W6W5SZBWU	30R0043PB
VE			
VEAS		W6W5SZASAU	96R301B37
VEB2R		W6W5SZSPU	96R302B37
VEB2R		W6W5SZSPAU	96R302B37
VEC01		W6W5SZCFU	96TDC2AA37

VEC02		W6W5SZCFU	96TDC2AA37
VEC03	42044	W6W5SZCFU	96TCC2AA37
VEC03	60044/72044	W6W5SZCFU	96TDC2AA37
VEC04	42044	W6W5SZCFU	96TCC2AA37
VEC04	60044/72044	W6W5SZCFU	96TDC2AA37
VEC05	42044	W6W5SZCFU	96TCC2AA37
VEC05	60044/72044	W6W5SZCFU	96TDC2AA37
VEC06		W6W5SZCXU	by others/von anderen/por otros/par d'autres/da altri/door anderen
VEC07		W6W5SZCXU	by others/von anderen/por otros/par d'autres/da altri/door anderen
VEC08		W6W5SZCXU	by others/von anderen/por otros/par d'autres/da altri/door anderen
VEC09		W6W5SZCXU	by others/von anderen/por otros/par d'autres/da altri/door anderen
VEC10		W6W5SZCXU	by others/von anderen/por otros/par d'autres/da altri/door anderen
VEC11		W6W5SZCXU	by others/von anderen/por otros/par d'autres/da altri/door anderen
VEC12		W6W5SZCXU	by others/von anderen/por otros/par d'autres/da altri/door anderen
VEC13		W6W5SZCXU	by others/von anderen/por otros/par d'autres/da altri/door anderen
VEC14		W6W5SZCXU	by others/von anderen/por otros/par d'autres/da altri/door anderen
VEC15		W6W5SZCXU	by others/von anderen/por otros/par d'autres/da altri/door anderen
VECFM		W6W5SZCXU	by others/von anderen/por otros/par d'autres/da altri/door anderen
VEDRR		W6W5SZEVU	96R302B37
VEDRR		W6W5SZEVAU	96R302B37
VEDRS		W6W5SZEVU	96R301B37
VEDRS		W6W5SZEVAU	96R301B37
VEPCC		W6W5SZDU	96R301B37
VEPCC		W6W5SZDAU	96R301B37
VEPLC		W6W5SZDU	96R301B37
VEPLC		W6W5SZDAU	96R301B37
VEPLS		W6W5SZDU	96R301B37
VEPLS		W6W5SZDAU	96R301B37
VEPPI		W6W5SZS+AU	96T1001A37
VEPPS		W6W5SZS+U	96R301B37
VESC		W6W5SZCFU	96R301B37
VESTM		W6W5SZEVU	96R301B37
VESTM		W6W5SZEVAU	96R301B37
VETCW		W6W5SZEVU	96R301B37
VETCW		W6W5SZEVAU	96R301B37
VEWBR		W6W5SZEVU	96R301B37
VEWBR		W6W5SZEVAU	96R301B37
VEWBRS		W6W5SZEVU	96R301B37
VEWBRS		W6W5SZEVAU	96R301B37
VEWCL		W6W5SZSPAU	96TBC3BA37
VEWCLA		W6W5SZSPAU	96R302B37
VEWPD		W6W5SZSPU	96R301B37
VEWPD		W6W5SZSPAU	96TCC3AA37
VEWVC		W6W5SZEVU	96R301B37
VEWVC		W6W5SZEVAU	96R301B37
VEWVH		W6W5SZEVU	96R301B37
VEWVH		W6W5SZEVAU	96R301B37
VEWVX		W6W5SZEVU	96R301B37
VEWVX		W6W5SZEVAU	96R301B37
ZF			

ZFAS		W6W5SZMCAU	09A020EBR

Legend of Symbols **Legend of Symbole** **Symbolförklaringar**
Leyenda de los símbolos **Légende des symboles**
Legenda dei simboli **Legende van de symbolen**

BA = Printed Circuit Board
Printed Circuit Board
Tableros de Circuitos Impresos
Printed Circuit Board
Printed Circuit Board
Printed Circuit Board
Tryckta kretskort

CB = Circuit Breaker
Circuit Breaker
Cortacircuitos
Disjoncteur
Circuit Breaker
Schakelaar
Circuit Breaker
Circuit Breaker

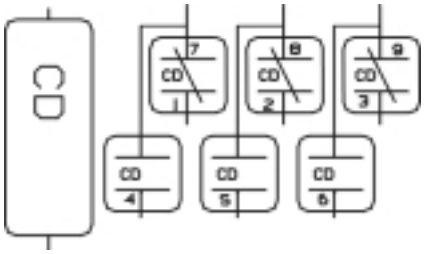

CD = Time Delay Relay
Zeitrelais
Tiempo del Relé de Retardo
Relais à Retardement
Tempo di ritardo relè
Tijdrelais
Tidrelä

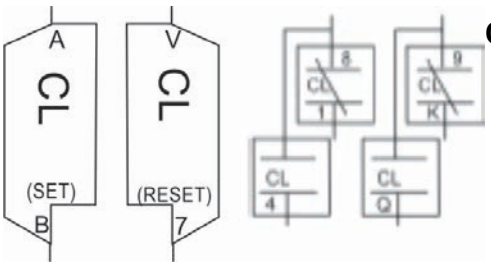

CL = Latch Relay
Latch Relay
Pestillo de Relé
Relais Loquet
Fermo Relè
Latch Relais
latch Relä

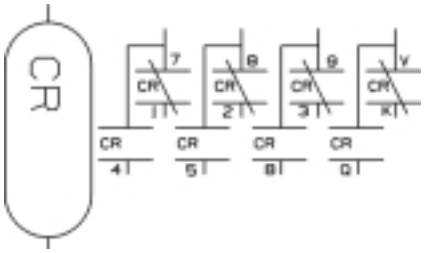

CR = **Relay**
Relais
Relé
Relais
Relè
Relais
Relä

CP = **Photo-Eye**
Foto-Eye
Foto de Ojos
Photo-Eye
Photo-Eye
Photo-Eye
Photo-Eye

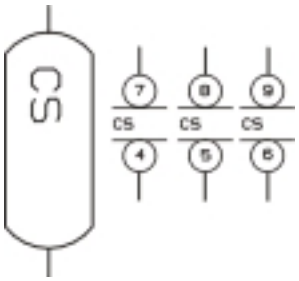

CS = **Contactor/Motor Starter**
Schütz / Motorstarter
Contactor/Arrancador de Motor
Contacteur/Démarreur de Moteur
Contattore/Motorino di Avviamento
Contactor/Motor Starter
Kontaktor / Motorskyddsbrytare

EB = **Audible Signal**
Akustische Signalgeräte
Señal acústica
Signal sonore
Segnale acustico
Geluidssignaal
Ljudsignal

EC = **Clutch**
Kupplung
Embrague
Embrayage
Frizione
Koppeling
Koppling

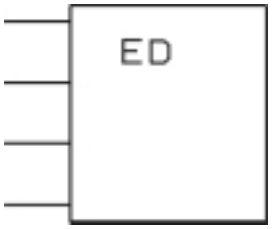

ED = **Electronic Display**
Elektronische Anzeige
Pantalla electrónica
Affichage électronique
Display elettronico
Elektronische display
elektronisk display

EF = **Fuse**
Sicherung
Fusible
Fusibles
Fusibile
Zekering
smälta

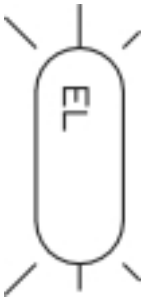

EL = **Light**
Licht
Luz
Lumière
Luce
Licht
ljus



EM = **Electro Magnatic Solenoid**
Elektromagnet
Solenoide electromagnéticas
Solénoïde électromagnétique
Solenoide elettromagnetico
Elektromagnetische Solenoid
elektromagnetiska solenoiden

ES = **Electronic Power Supply**
Elektronische Stromversorgung
Fuente de alimentación electrónica
Alimentation électronique
Alimentazione elettronica
Electronic Power Supply
Elektronisk Power Supply

ET = **Thermal Overload**
Thermische Überlast
Sobrecarga térmica
Sovraccarico termico
Surcharge thermique
Thermische overbelasting
termisk överlast

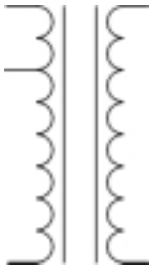

EX = **Transformer**
Transformator
Transformador
Transformateur
Trasformatore
Transformator
transformator

KB = **Keyboard/Keypad**
Keyboard/Keypad
Teclado / Teclado Numérico
Clavier
Tastiera
Keyboard / Toetsenbord
Tangentbord / knappsats

MN = **Electronic Monitor**
elektronische Überwachung
sistema electrónico de control
moniteur électronique
Monitor elettronico
elektronische Monitor
elektronisk monitor

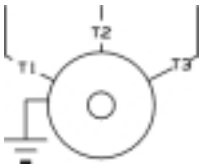

MR = **Motor**
Motor
Motor
Moteur
Motore
Motor
Motor

MT = **Board Connector**
Anschluss
conector de la tarjeta
Conseil de connecteur
Connettore di bordo
Board Connector
Moderkortet
ombord plugg

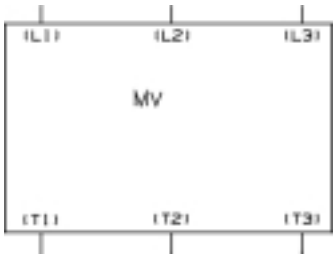

MV = **Motor Inverter**
Motor-Wechselrichter
Motor Inverter
moteur Inverter
motore Inverter
Motor Inverter
Motor Inverter

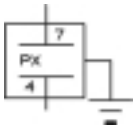

PX = **Proximity Switch**
Näherungsschalter
Interruptor de proximidad
contacteur de proximité
Interruttore di proximita
Naderingsschakelaar
närhet switch

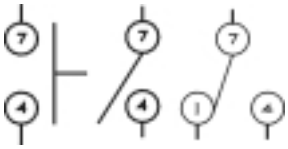

SH = **Switch Hand Operated**
Schalter Handbetätigte
Interruptor de mano operada
Commutateur géré à la main
Interruttore manuale azionato
Schakelaar Handbediende
Switch Handmanövrerad

SK = **Switch Key Operated**
Switch Key betrieben
Interruptor de llave
Interrupteur à clé
Interruttore a chiave
Schakelaar sleutel bediend
Växla Nyckellås

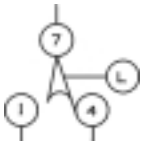

SL = **Switch Level Operated**
Schalterebene
interruptor de nivel
niveau Commutateur
interruttore di livello
schakelaar Level
Switch Level Flygs

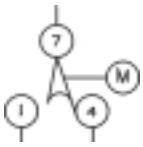

SM = **Switch Mechanically Operated**
Mechanisch betätigte Schalter
Interruptores de accionamiento mecánico
Interrupteur à commande mécanique
Interruttore di comando meccanico
Schakelaar bediend Mechanisch
Växla Mekaniskt Flygs

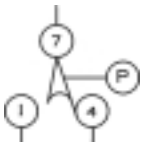

SP = **Switch Pressure Operated**
Druckschalter
Interruptor de presión
Pressostat
Interruttore di pressione
Drukschakelaar
Switch Tryck Flygs

ST = **Switch Temperature Operated**
Schalten Temperatur betrieben
Temperatura interruptor operado
Température par commutateur
Temperatura interruttore
Schakelaar Temperatuur
Switch Temperatur Flygs

TB = **Terminal Block**
Terminal Block
Bloque de terminales
Bornier
Morsettiera
terminal Block
kopplingsplint

VE = **Valve Electrically Operated**
Ventil elektrisch betriebene
Electroválvula
Électrovanne
Valvola a funzionamento elettrico
Valve elektrisch bediend
Ventil manövreras elektriskt

WC = **Wiring Connector**
Wiring-Anschluss
cableado del conector de
Connecteur de câblage
il cablaggio del connettore
bedrading Connector
Inkoppling Connector

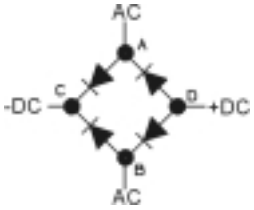

ZF = **Rectifier**
Gleichrichter
Rectificador
Redresseur
Raddrizzatore
Gelijkrichter
likriktare

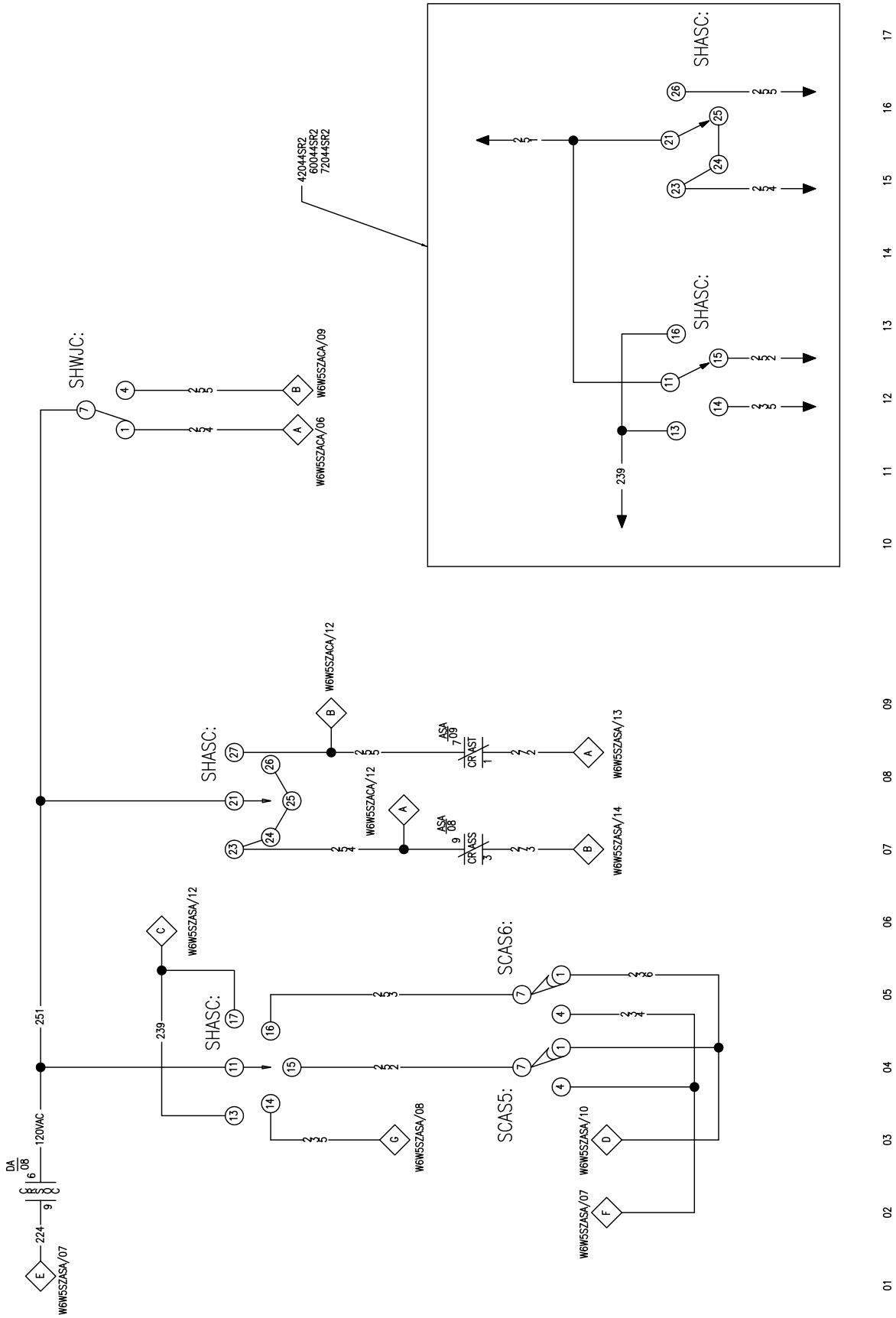

AUTOSPOT—Clean Side
AUTOSPOT—Reinseite
AUTOSPOT—Limpie el lado
AUTOSPOT—Nettoyez côté
AUTOSPOT—pulire lato
AUTOSPOT—Maak kant
AUTOSPOT—rena sidan

W6W5SZACAU

PELLERIN MILNOR CORPORATION

2014152A

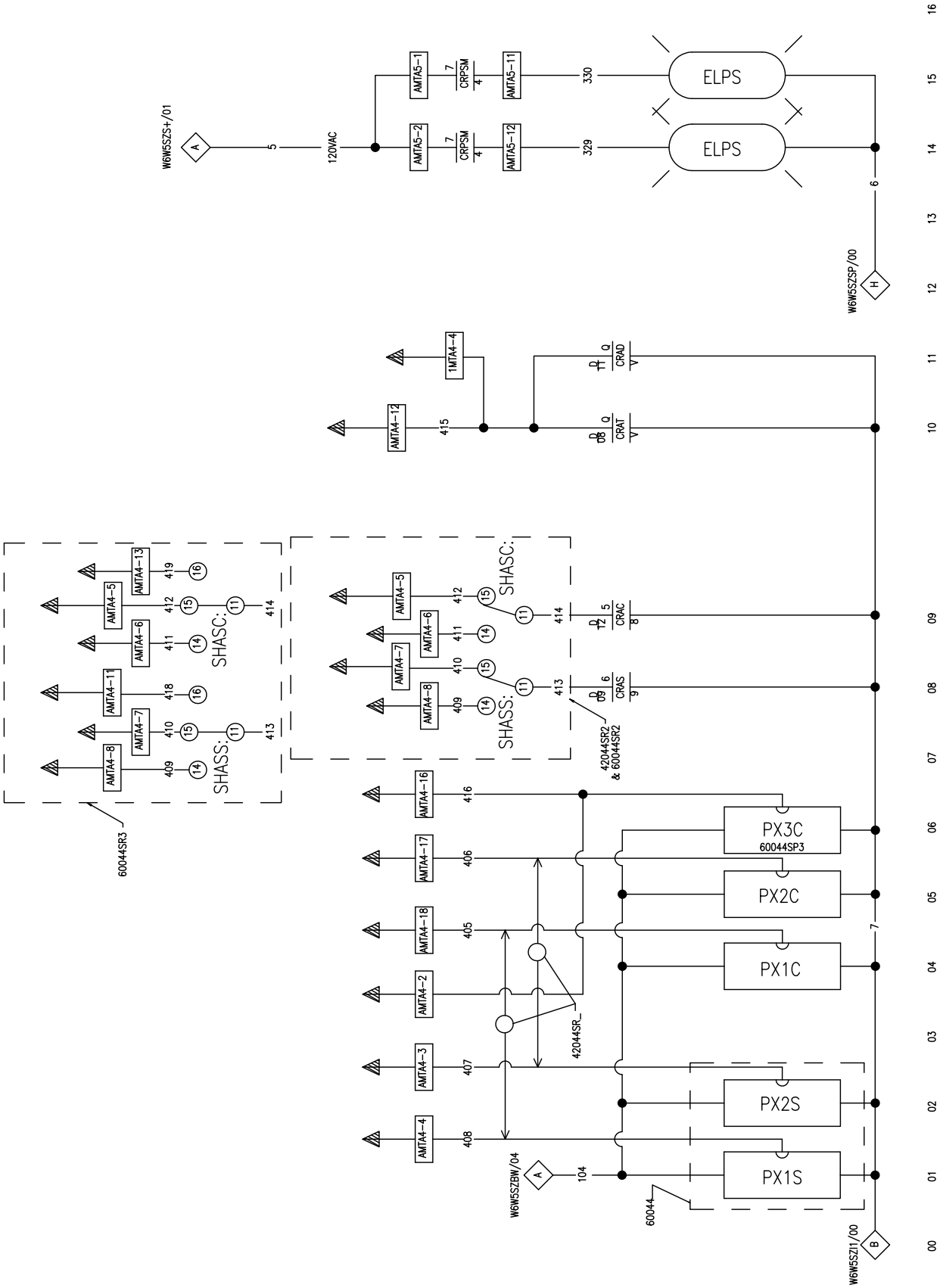

AUTOSPOT circuit
AutoSpot Schaltung
AUTOSPOT circuito
AutoSpot circuit
AUTOSPOT circuito
AUTOSPOT circuit
AUTOSPOT krets

W6W5SZASU

PELLERIN MILNOR CORPORATION

2024414A

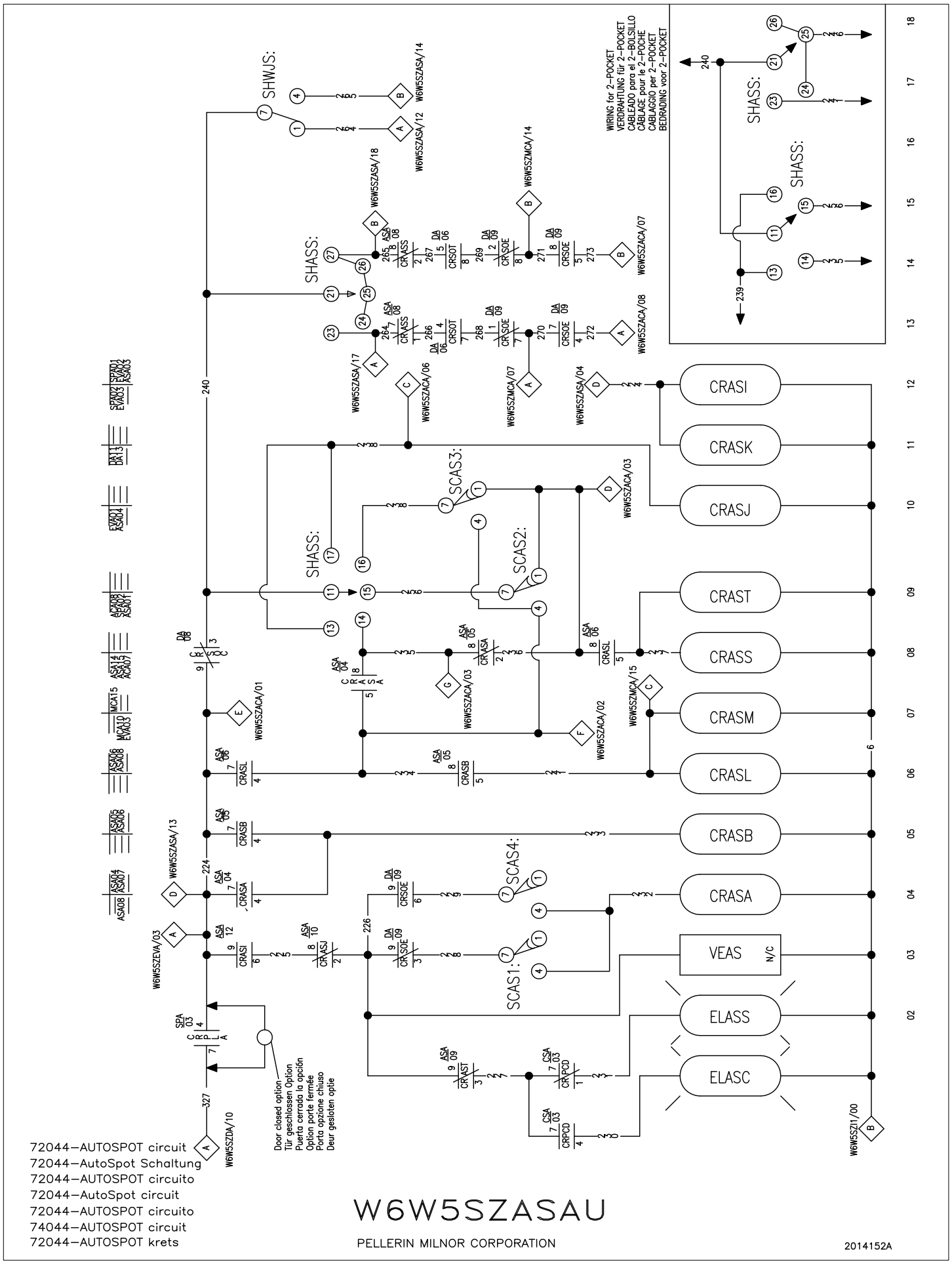

72044—AUTOSPOT circuit
72044—AutoSpot Schaltung
72044—AUTOSPOT circuito
72044—AutoSpot circuit
72044—AUTOSPOT circuito
74044—AUTOSPOT circuit
72044—AUTOSPOT krets

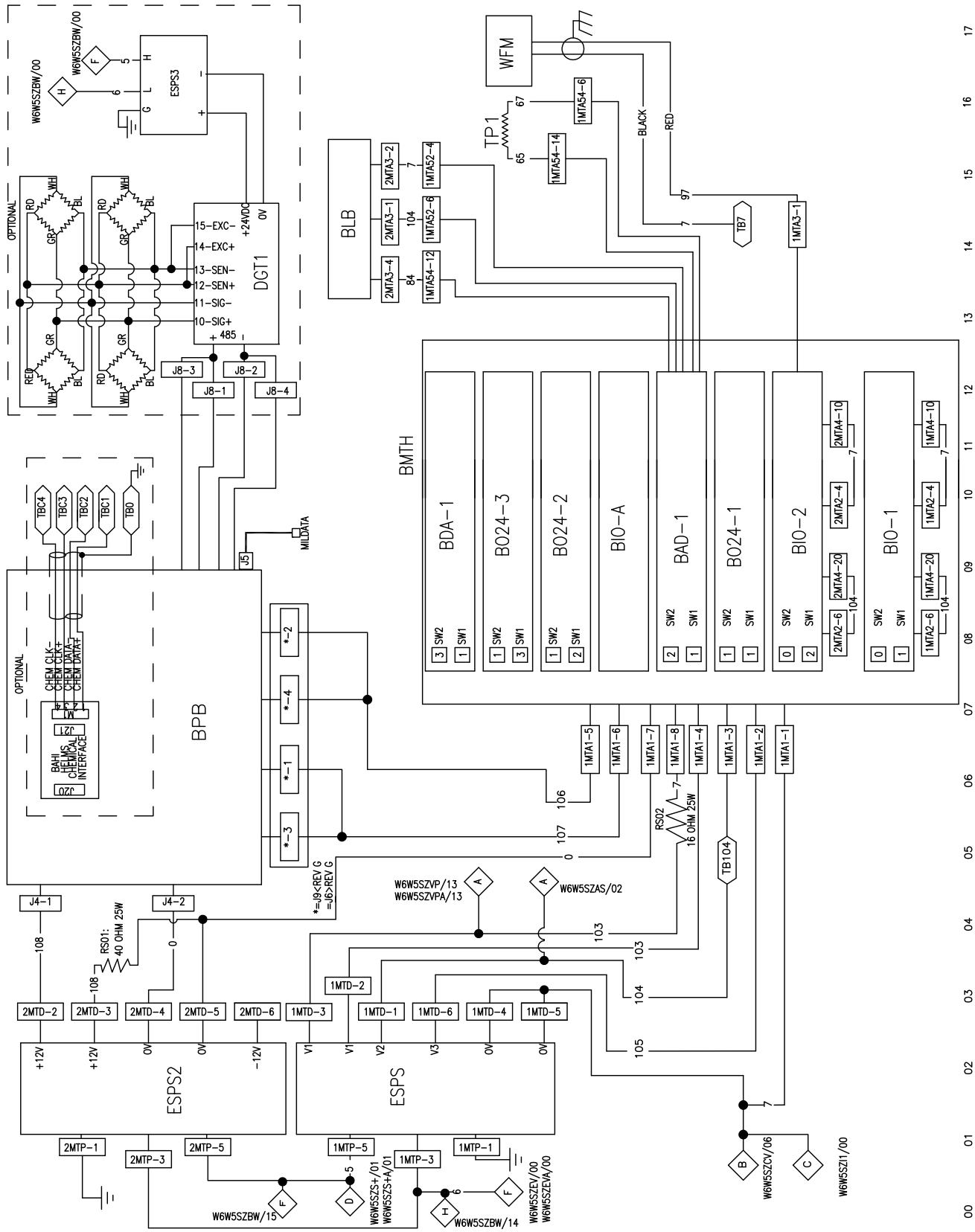

Board wiring
Foren–Verdrahtung
Junta de cableado
câblage Conseil
pannello di cablaggio
Board bedrading
board ledningar

W6W5SZBWU

PELLERIN MILNOR CORPORATION

2021045A

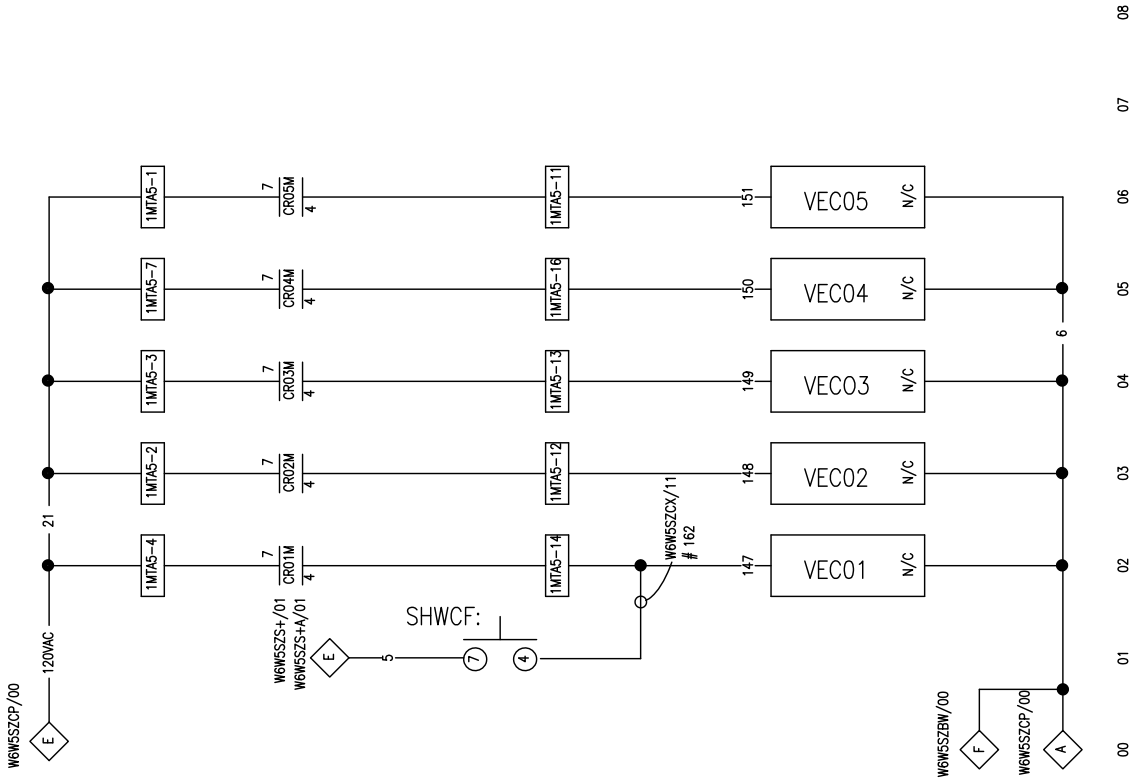

Flushing supplies
Flushing Lieferungen
suministros de Flushing
fournitures Flushing
forniture di Flushing
Vlissingen levert
spolning leveranser

W6W5SZCFU

PELLERIN MILNOR CORPORATION

2024214A

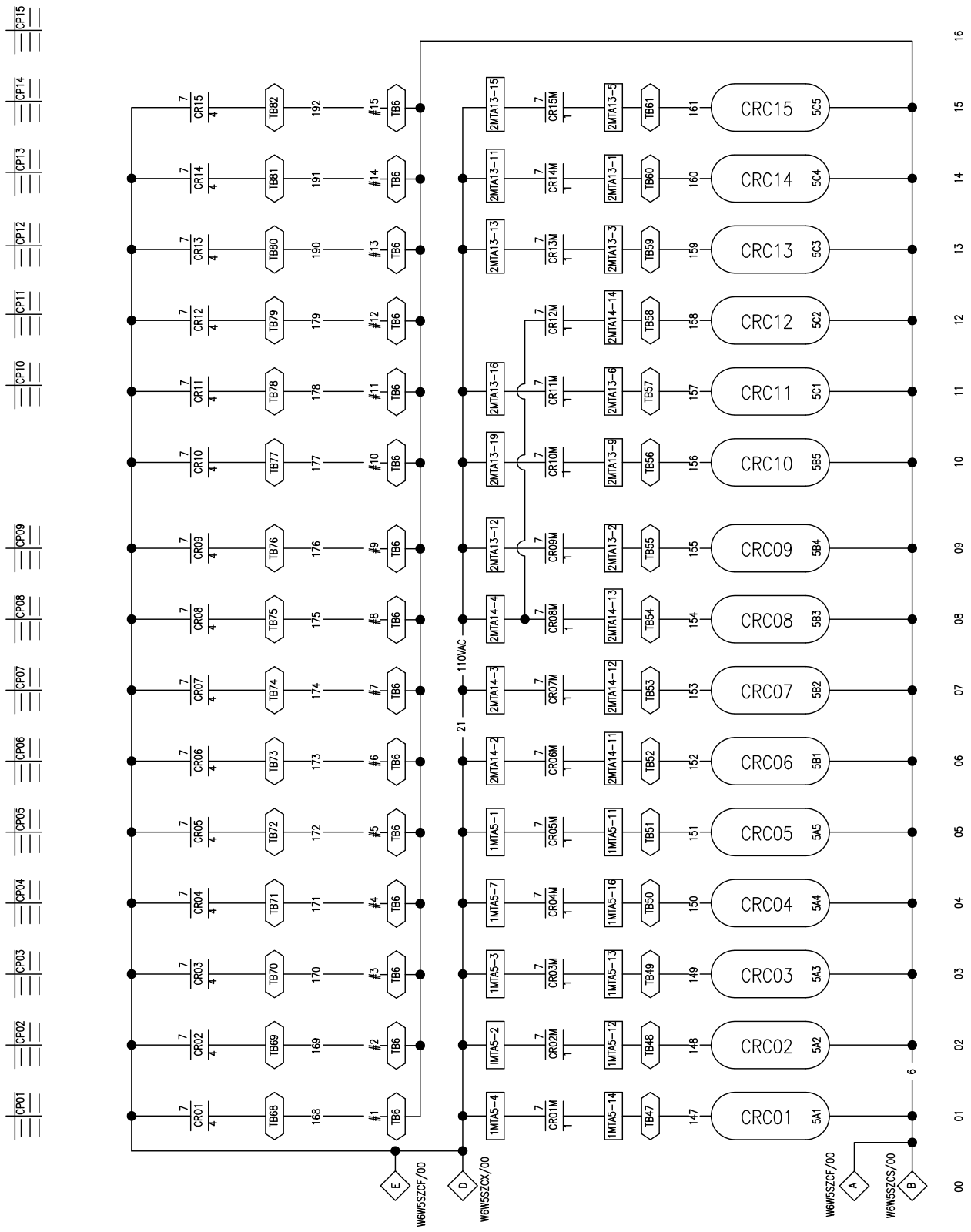

Supply relays
Versorgung Relais
relés de suministro
relais d'approvisionnement
alimentazione relè
Supply relais
tillhandahållande reläer

W6W5SZCPU

PELLERIN MILNOR CORPORATION

2014152A

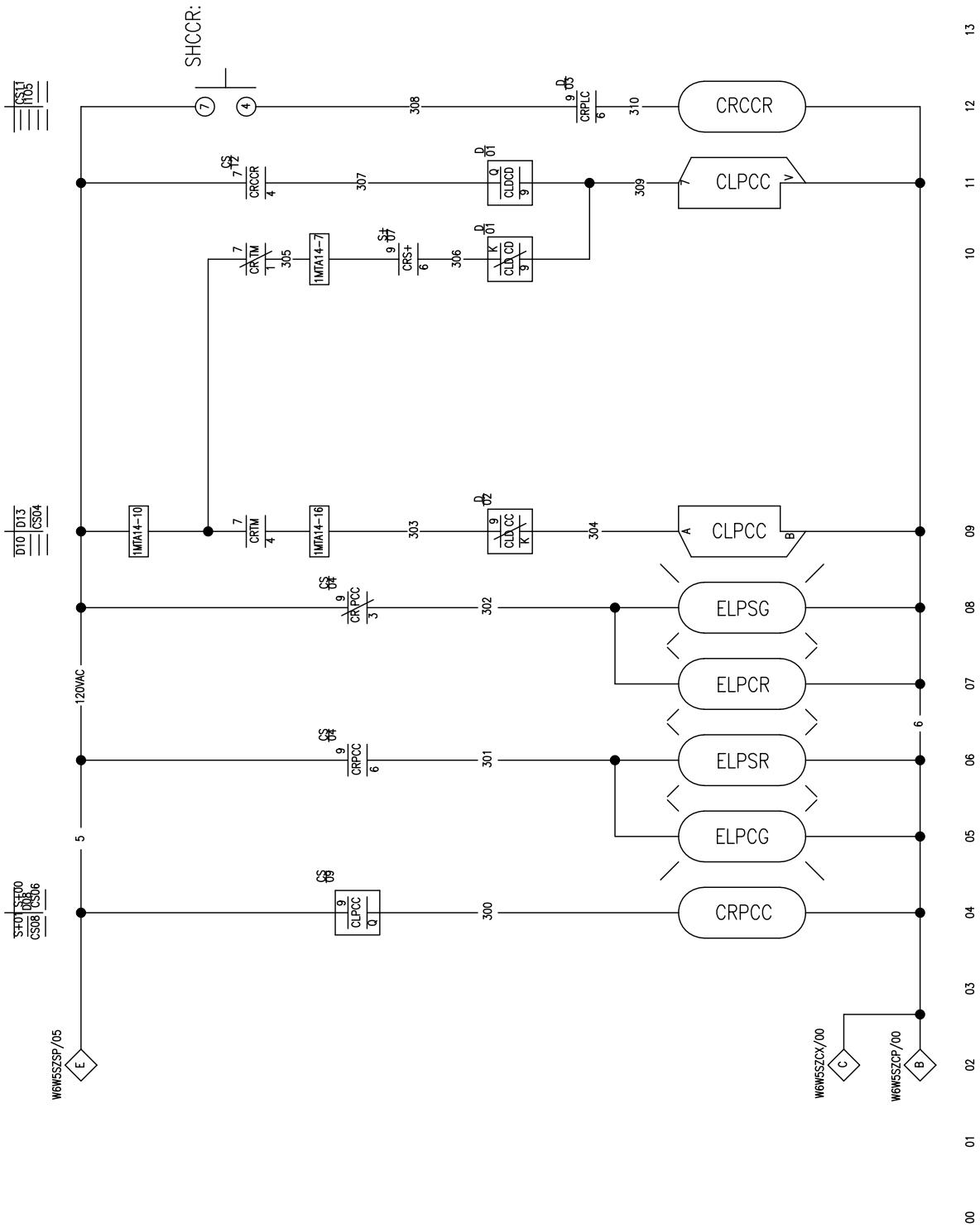

clean/soil controls
clean / Boden–Kontrollen
controles de limpieza / suelo
propres contrôles / sol
controlli puliti / suolo
schoon / bodem controles
rena / jord kontroller

W6W5SZCSU

PELLERIN MILNOR CORPORATION

2025174A

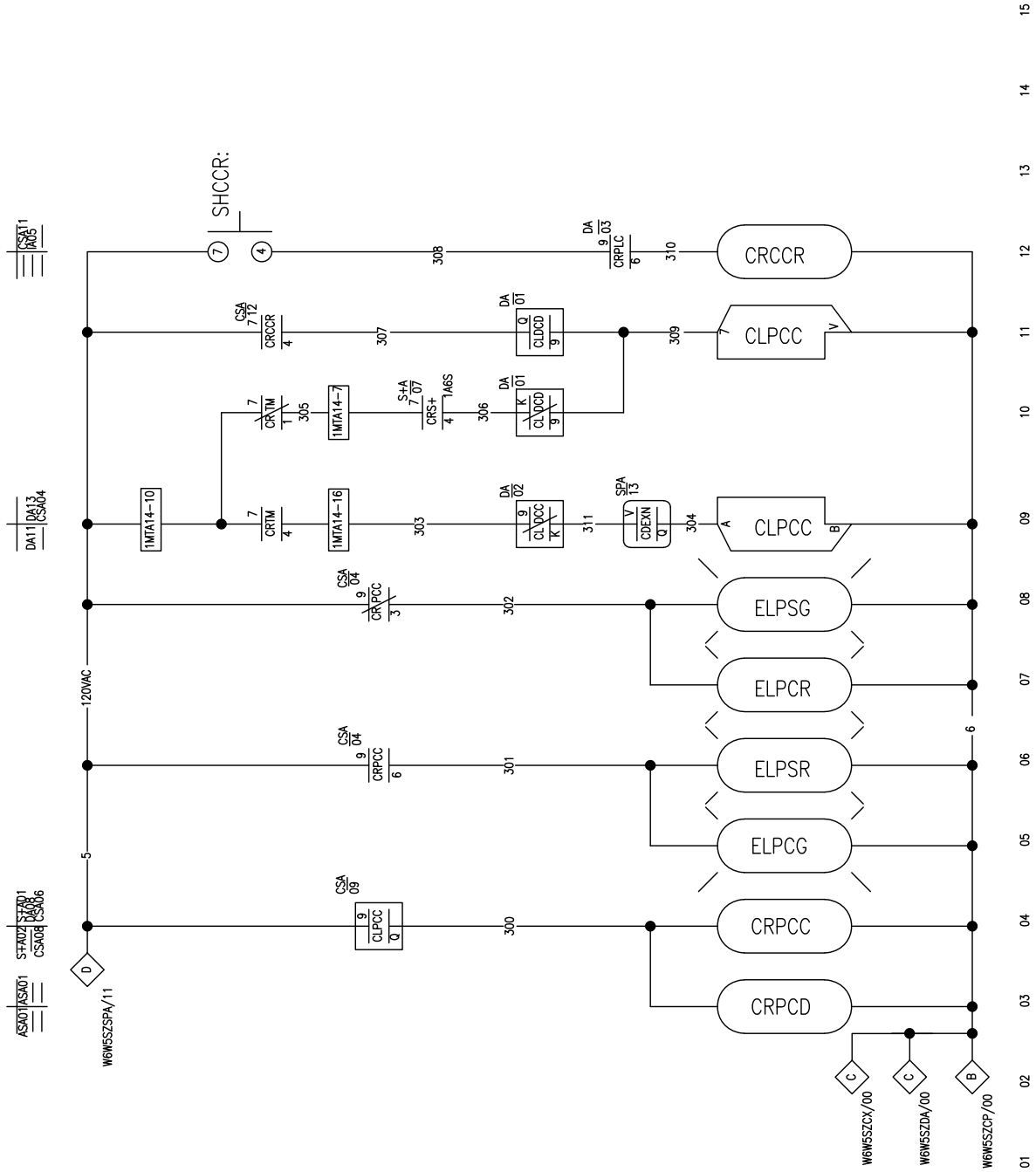

72044 clean/soil controls
72044 clean / Boden–Kontrollen
72044 controles de limpieza / suelo
72044 propres contrôles / sol
72044 controlli puliti / suolo
72044 schoon / bodem controles
72044 rena / jord kontroller

W6W5SZCSAU

PELLERIN MILNOR CORPORATION

2025174A

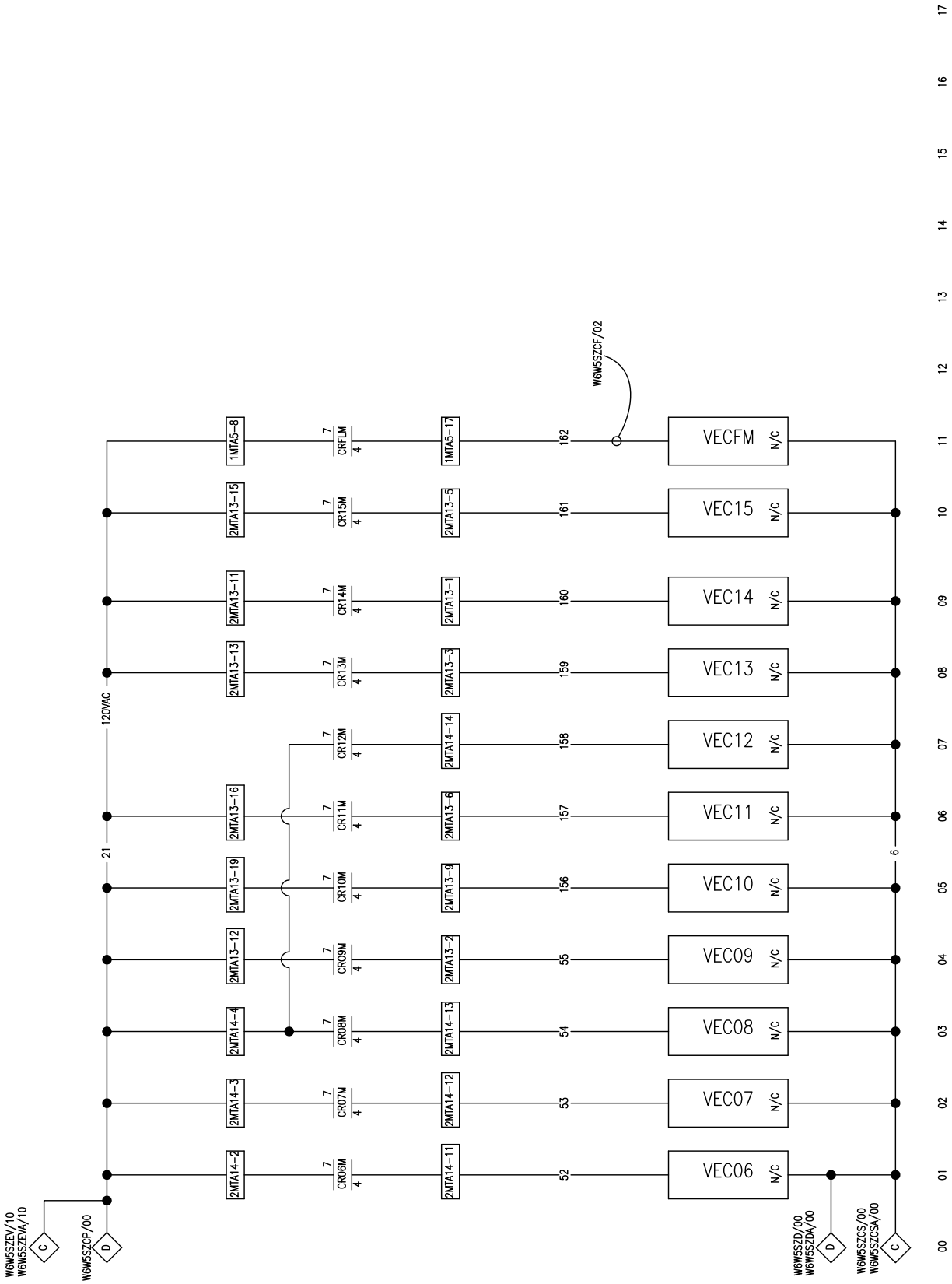

Supplies 6–15
Zubehör 6–15
Fuentes de 6–15
Fournitures 6–15
forniture 6–15
supplies 6–15
leveranser 6–15

W6W5SZCXU

PELLERIN MILNOR CORPORATION

2016374A

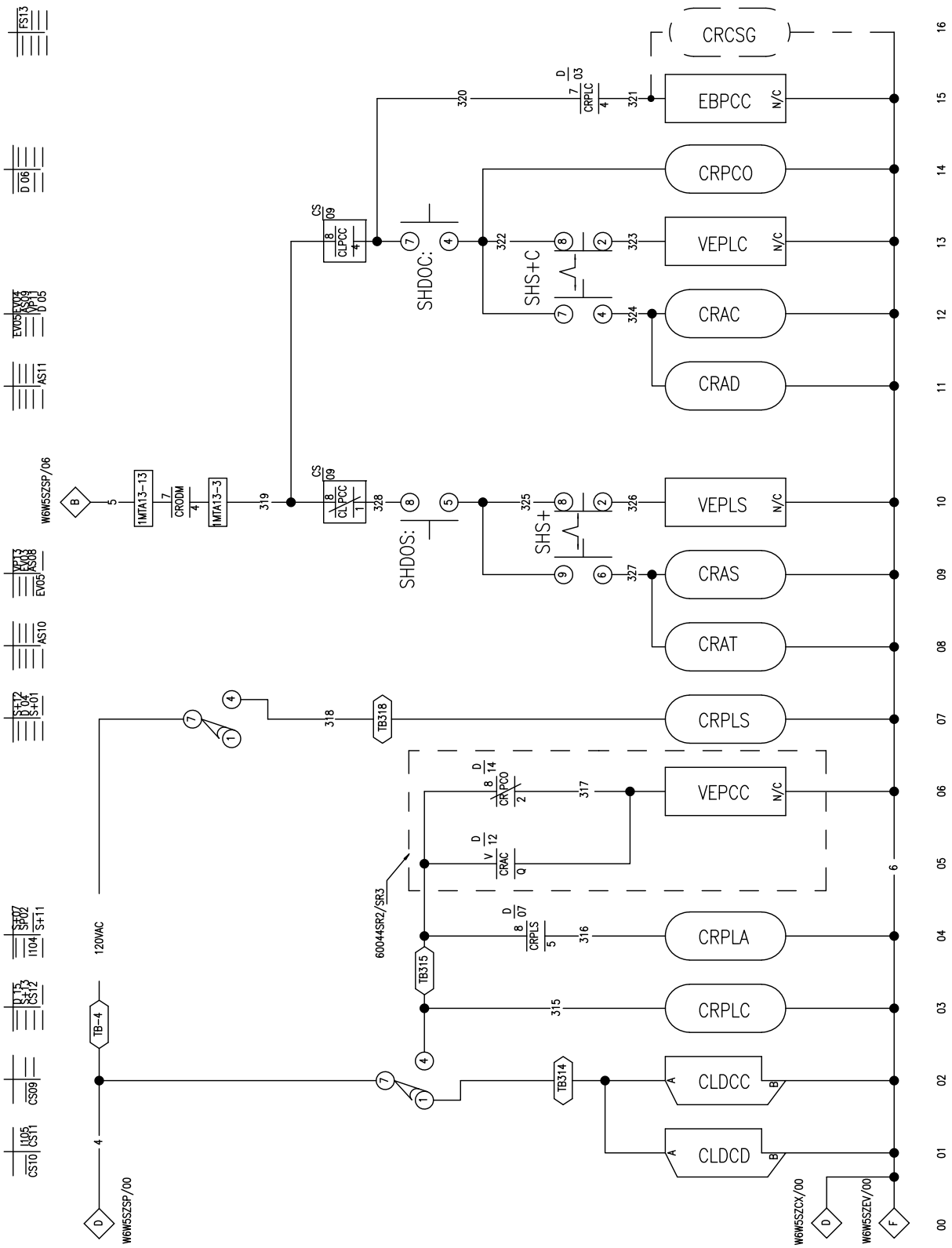

Door circuit
Tür–Schaltung
puerta del circuito
circuit de porte
Porta del circuito
Door circuit
dörren krets

W6W5SZDU

PELLERIN MILNOR CORPORATION

2025174A

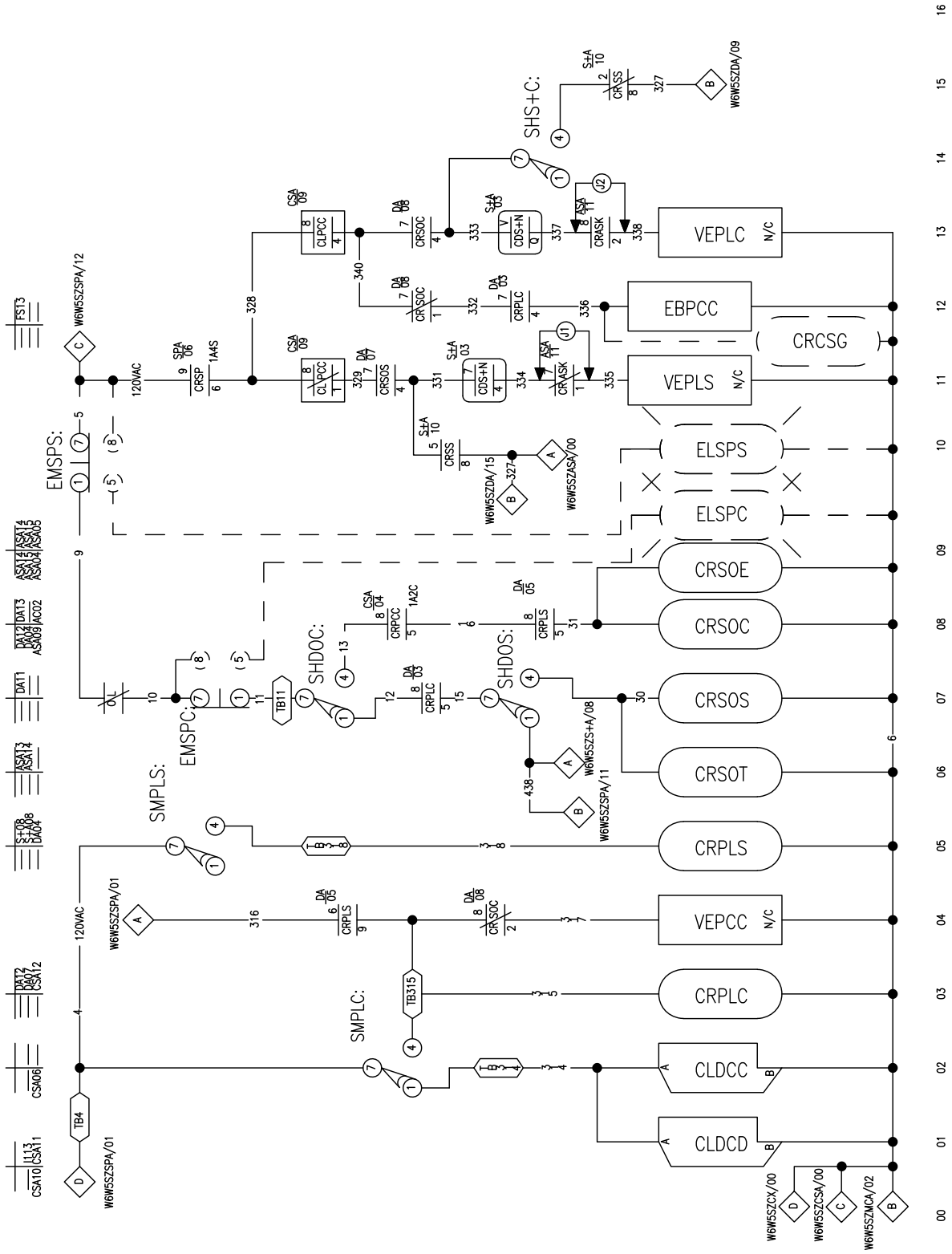

72044 Door circuit
72044 Tür–Schaltung
72044 puerta del circuito
72044 circuit de porte
72044 Porta del circuito
72044 Door circuit
72044 dörren krets

W6W5SZDAU

PELLERIN MILNOR CORPORATION

2025174A

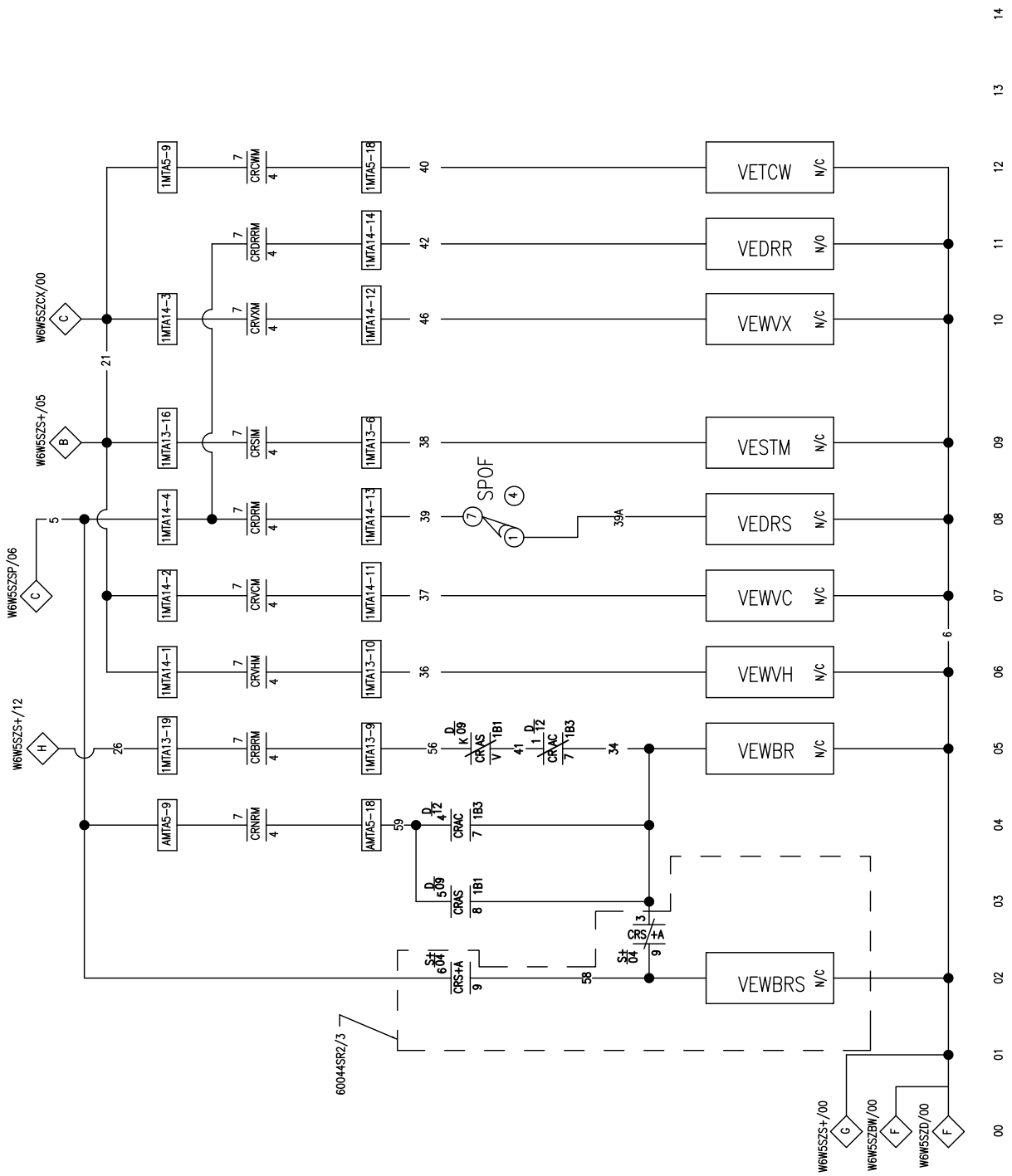

Electric valves
Elektrische Ventile
válvulas eléctricas
vannes électriques
pannelloelettrovalvole di cablaggio
elektrische kranen
elektriska ventilerna

W6W5SZEVU

PELLERIN MILNOR CORPORATION

2024145A

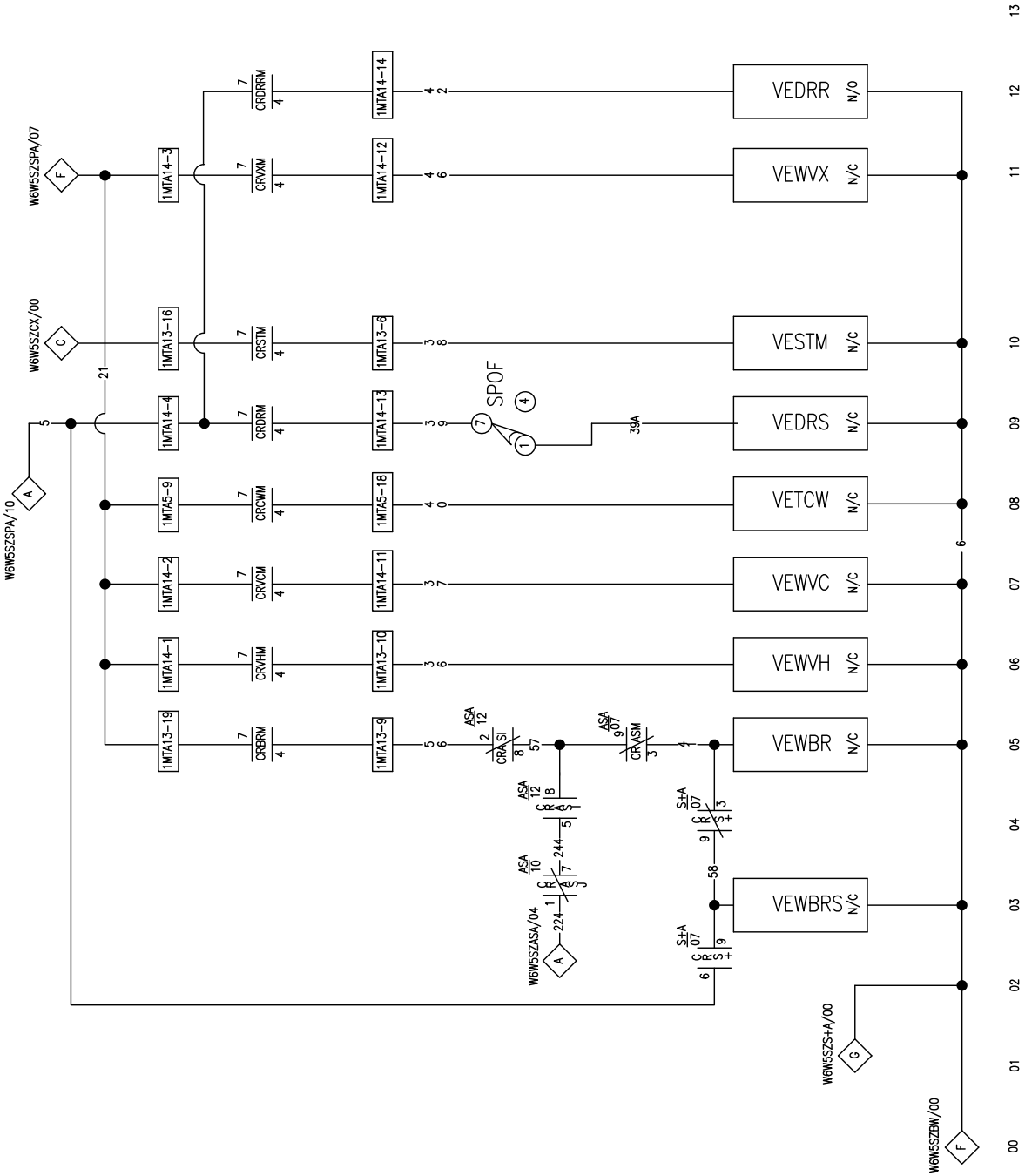

72044 Electric valves
72044 Elektrische Ventile
72044 válvulas eléctricas
72044 vannes électriques
72044 pannelloelettrovalvole di cablaggio
72044 elektrische kranen
72044 elektriska ventilerna

W6W5SZEVAU

PELLERIN MILNOR CORPORATION

2020532A

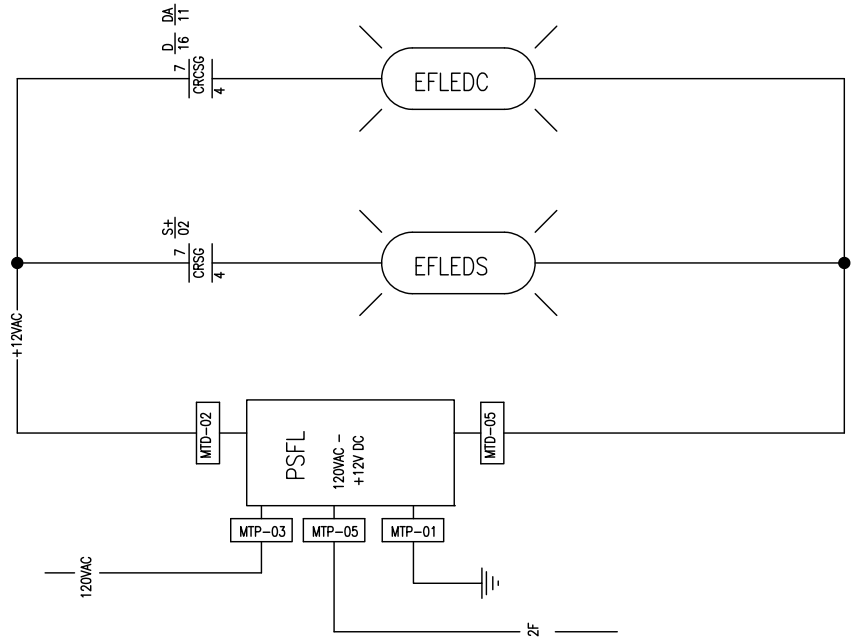

Optional flashing lights
Optional Blinklichter
Luces intermitentes opcionales
Feux clignotants en option
Luci lampeggianti opzionali
Optionele zwaailichten
Valfria blinkande lampor

W6W5SZFSU

PELLERIN MILNOR CORPORATION

2020214A

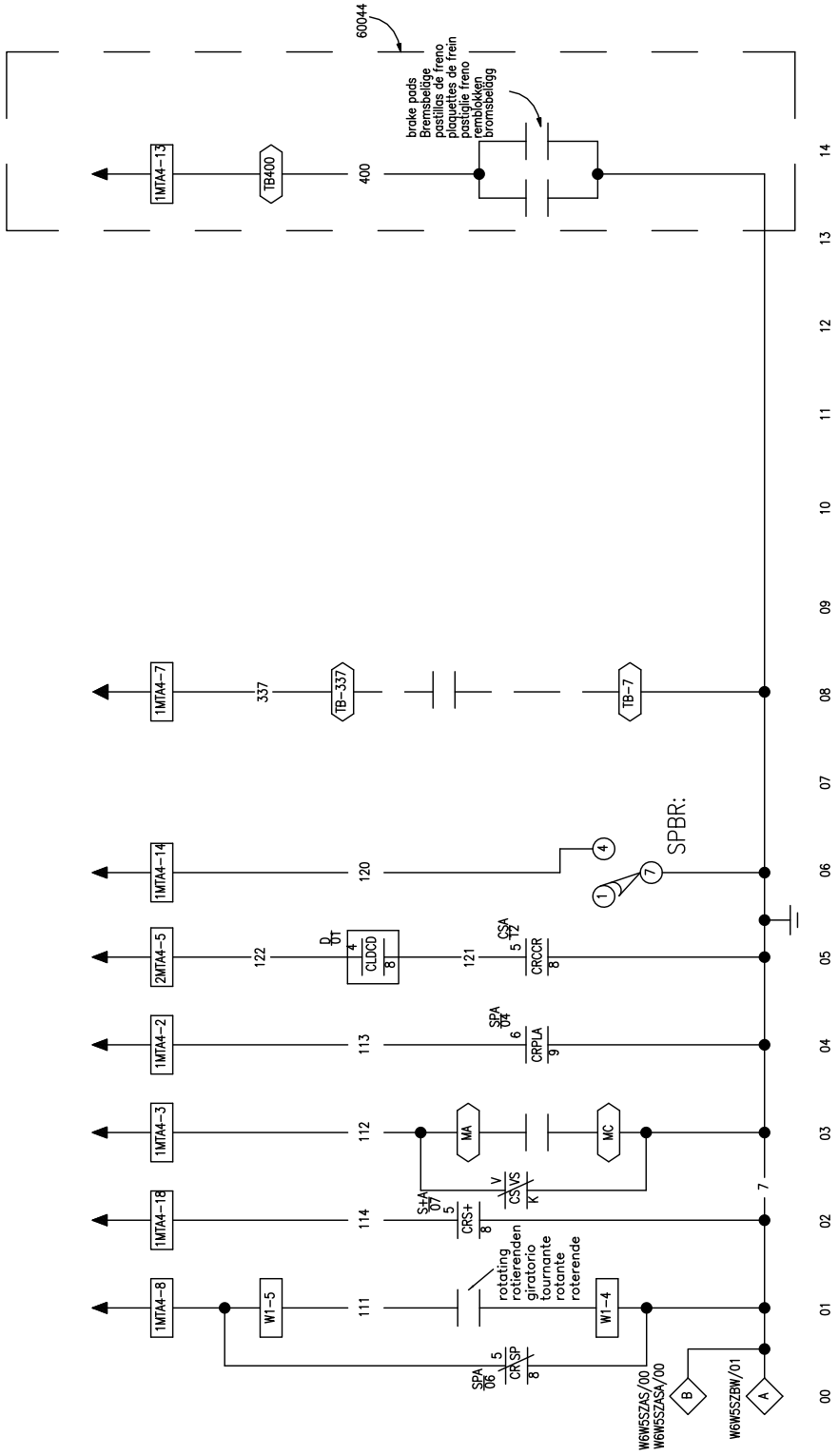

Inputs
Eingänge
Entradas
Entrées
Ingressi
Ingangen
ingångar

W6W5SZI1U

PELLERIN MILNOR CORPORATION

2025174A

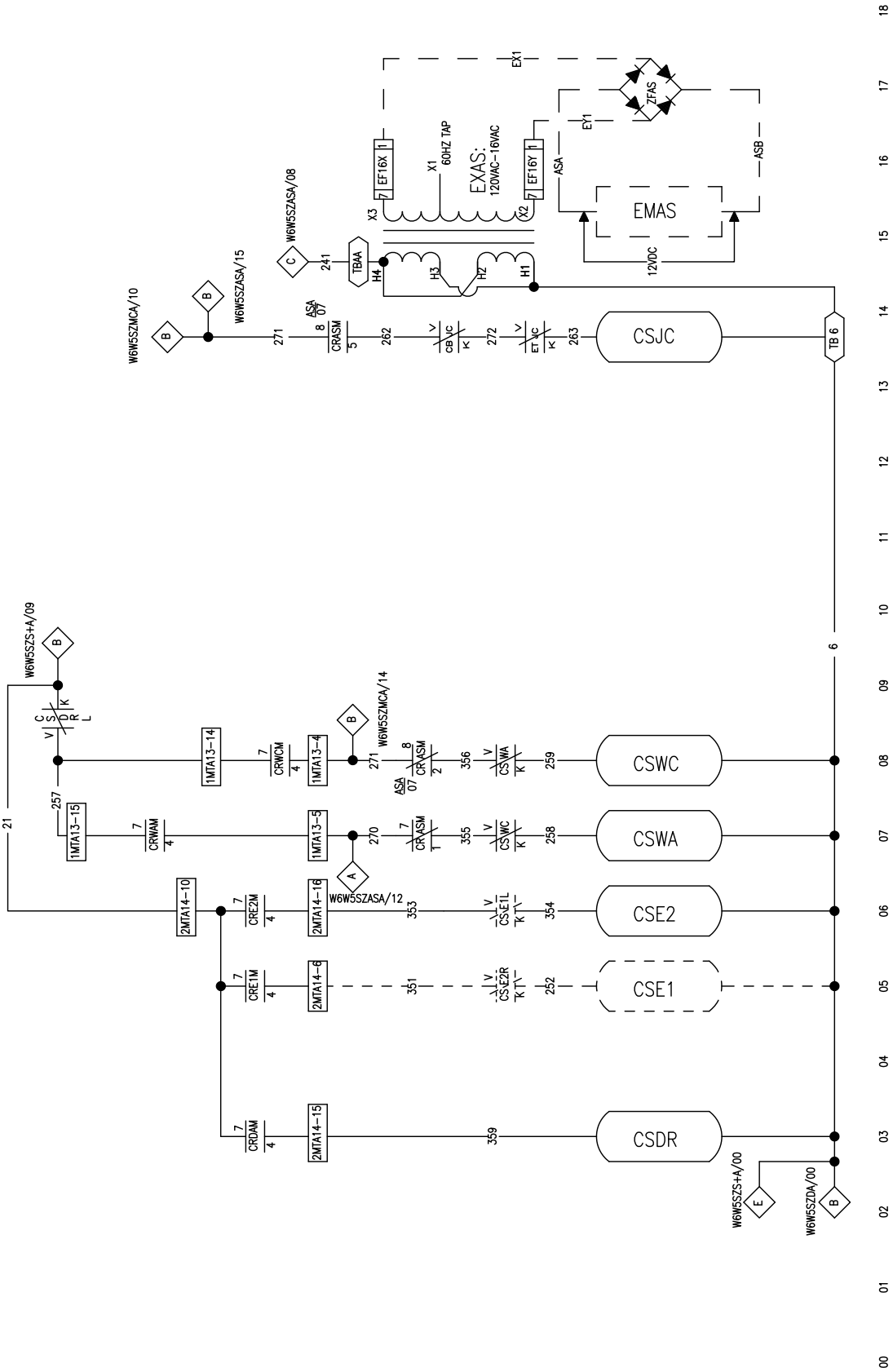

72044 motor contactors
72044 Motorschütze
72044 motor de contactores
72044 contacteurs du moteur
72044 del motore contattori
72044 magneetschakelaars
72044 motorkontaktorer

W6W5SZMCAU

PELLERIN MILNOR CORPORATION

2023104A

REFER TO THE CONNECTION DIAGRAM OF THE TRANSFORMERS FOR THE CORRESPONDING WIRE NUMBERS
VERWEISEN SIE AUF DAS ANSCHLUSSDIAGRAMM DER TRANSFORMATOREN FÜR DIE ENTSPRECHENDEN DRAHTNUMMERN
CONSULTE EL DIAGRAMA DE CONEXIÓN DE LOS TRANSFORMADORES PARA LOS NÚMEROS DE ALAMBRE CORRESPONDIENTES
SE RÉFÉRER AU DIAGRAMME DE CONNEXION DES TRANSFORMATEURS POUR LES NUMÉROS DE FIL CORRESPONDANTS
FARE RIFERIMENTO AL DIAGRAMMA DI CONNESSIONE DEI TRASFORMATORI PER I NUMERI DEI CAVI CORRISPONDENTI
VERWIJZEN NAAR HET VERBINDINGSSCHEMA VAN DE TRANSFORMATOREN VOOR DE OVEREENKOMSTIGE DRAADNUMMERS
HANVISNING TILL TRANSFORMATORNS ANSLUTNINGSDIAGRAM FÖR KORRESPONDERANDE TRÅDNUMMER

00 01 02 03 04 05 06 07 08 09 10 11 12 13 14 15 16 17

600V to 480V Transformer
600V bis 480V Transformer
600V a 480V transformador
600V à 480V Transformateur
600V a 480V Trasformatore
600V tot 480V Transformer
600V till 480V Transformator

W6W5SZMT6U

PELLERIN MILNOR CORPORATION

2019454A

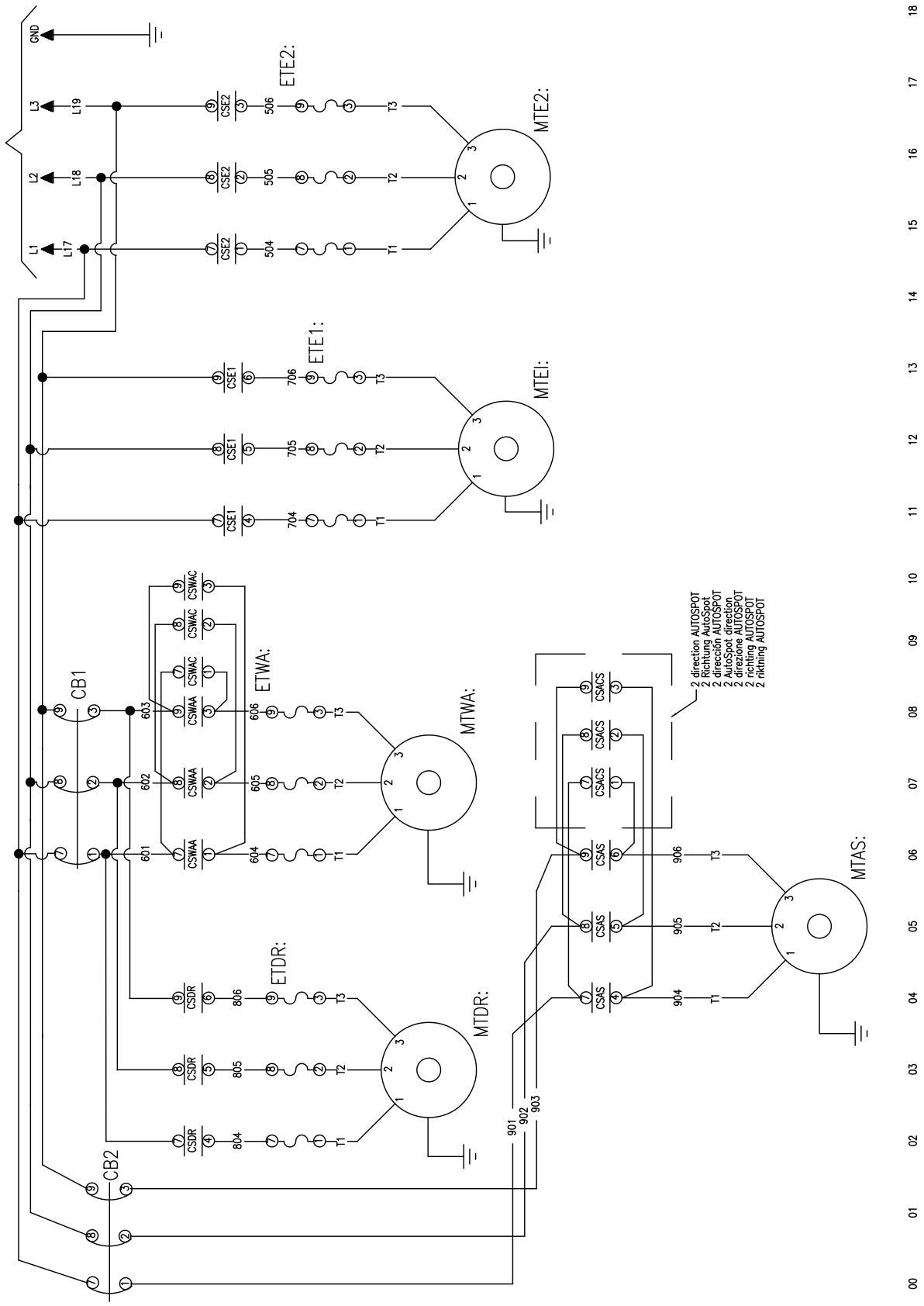

72044 motor connections
72044 Motoranschlüsse
72044 conexiones del motor
72044 connexions du moteur
72044 collegamenti del motore
72044 motoraansluitingen
72044 motoranslutningarna

W6W5SZMTAU

PELLERIN MILNOR CORPORATION

2014152A

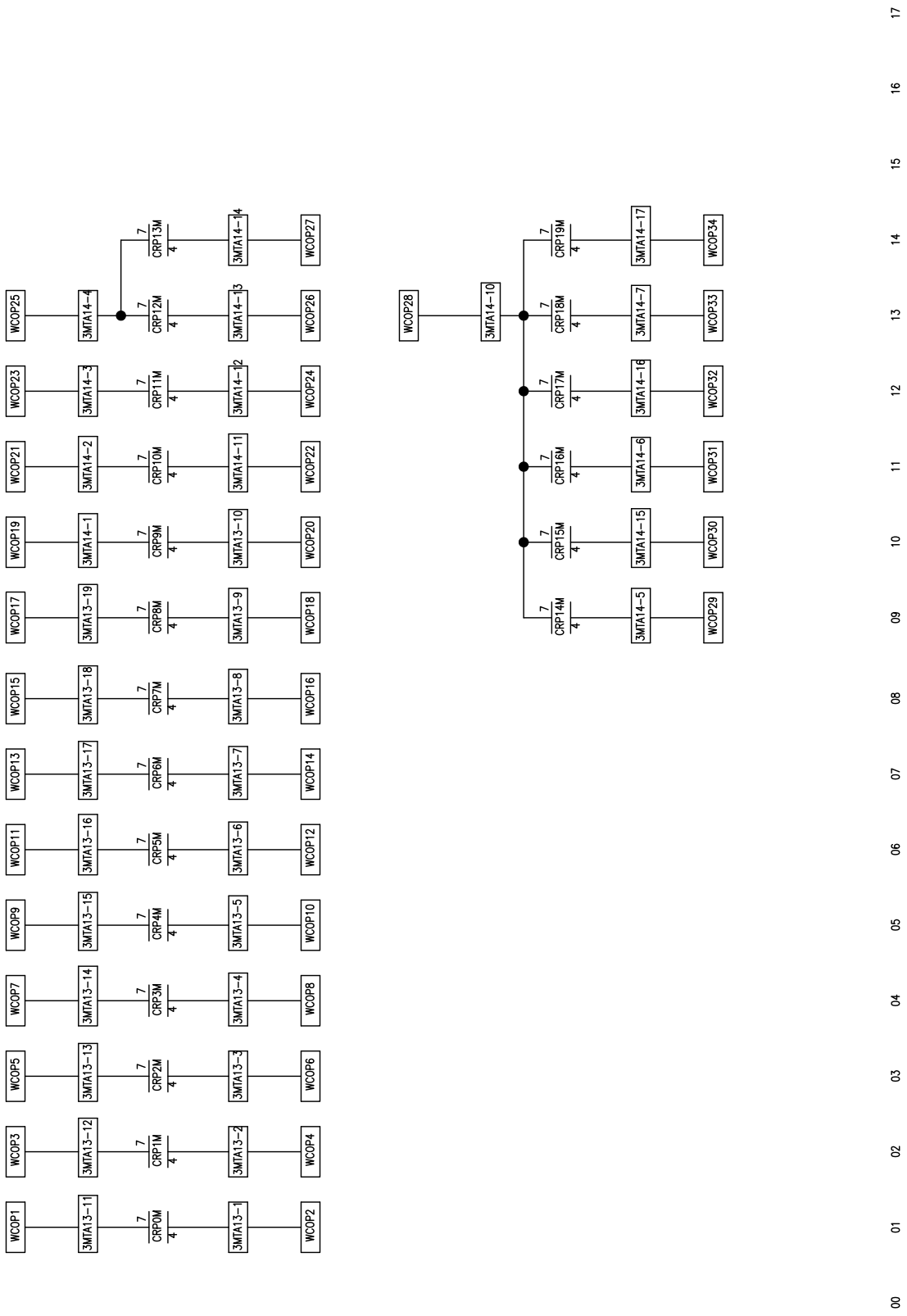

20 programmable outputs
20 programmierbare Ausgänge
20 salidas programables
20 sorties programmables
20 uscite programmabili
20 programmeerbare uitgangen
20 programmerbara utgångar

W6W5SZOPU

PELLERIN MILNOR CORPORATION

2014152A

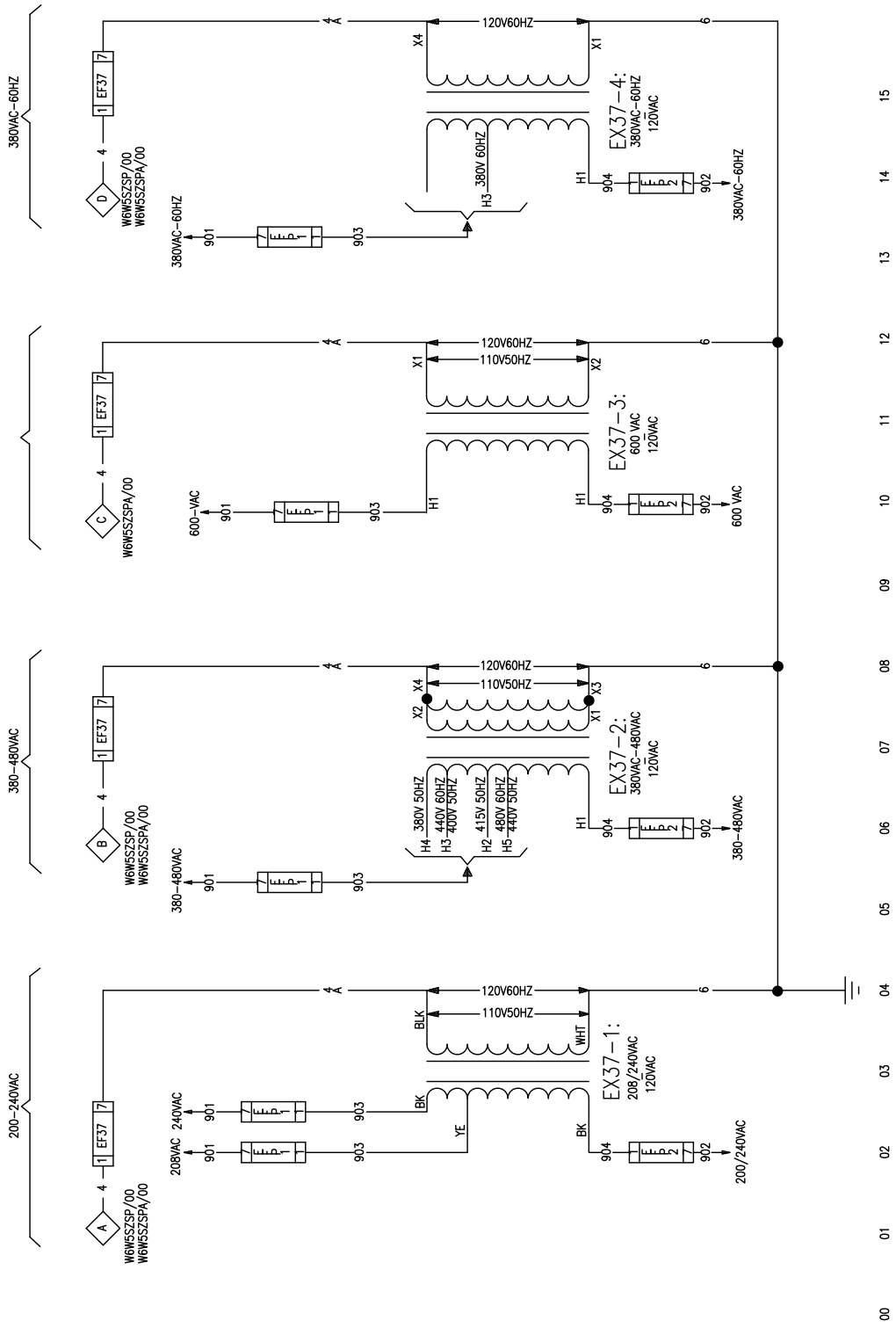

Control circuit transformer
Steuertransformator
El circuito de control del transformador
Le circuit de commande du transformateur
Trasformatore ausiliario
Stuurkring transformator
Styrkrets transformator

W6W5SZPSU

PELLERIN MILNOR CORPORATION

2019394A

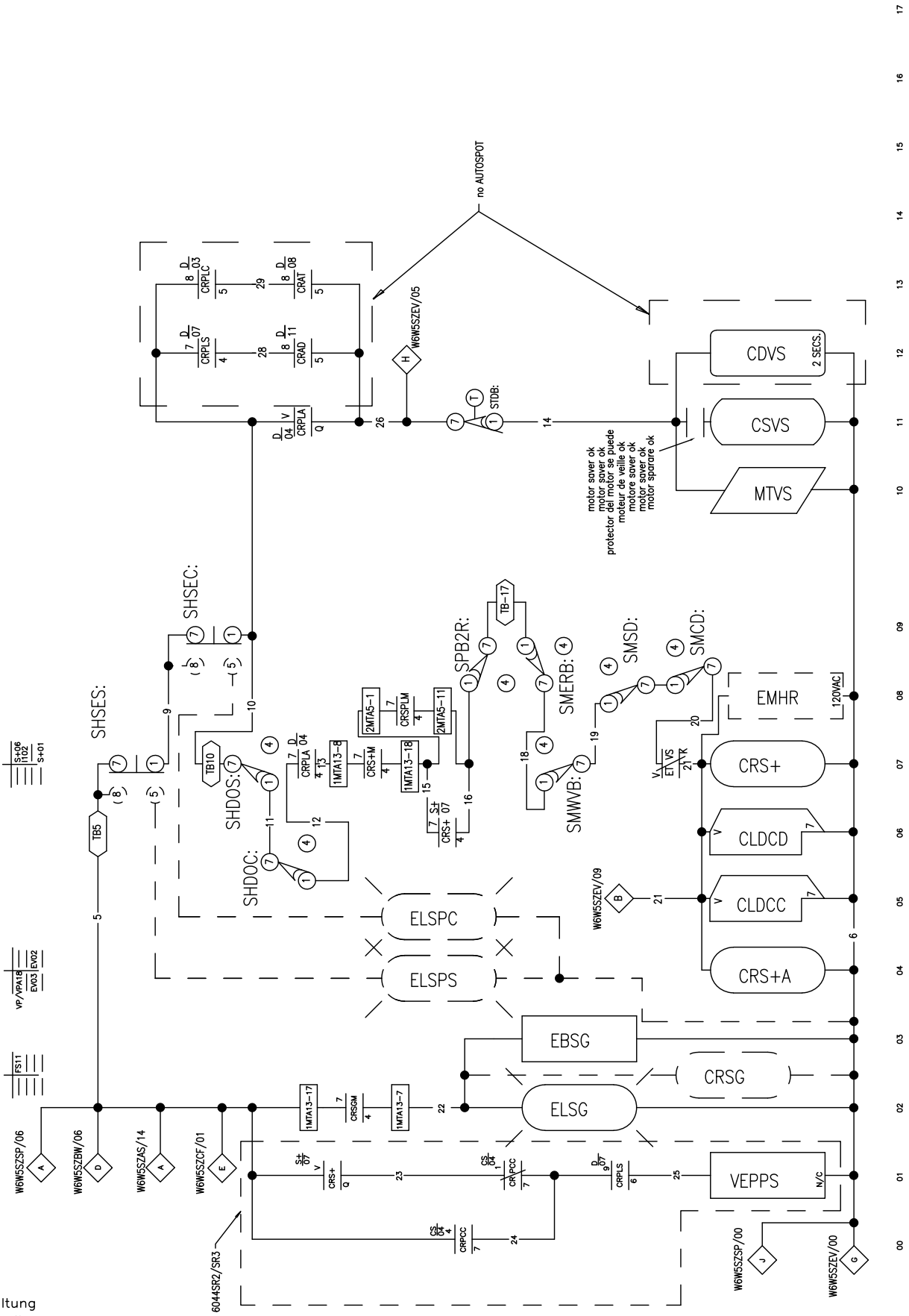

Start circuit
starten Schaltung
Inicio del circuito
Début circuit
Inizio del circuito
Start circuit
starta krets

W6W5SZS+U

PELLERIN MILNOR CORPORATION

2025174A

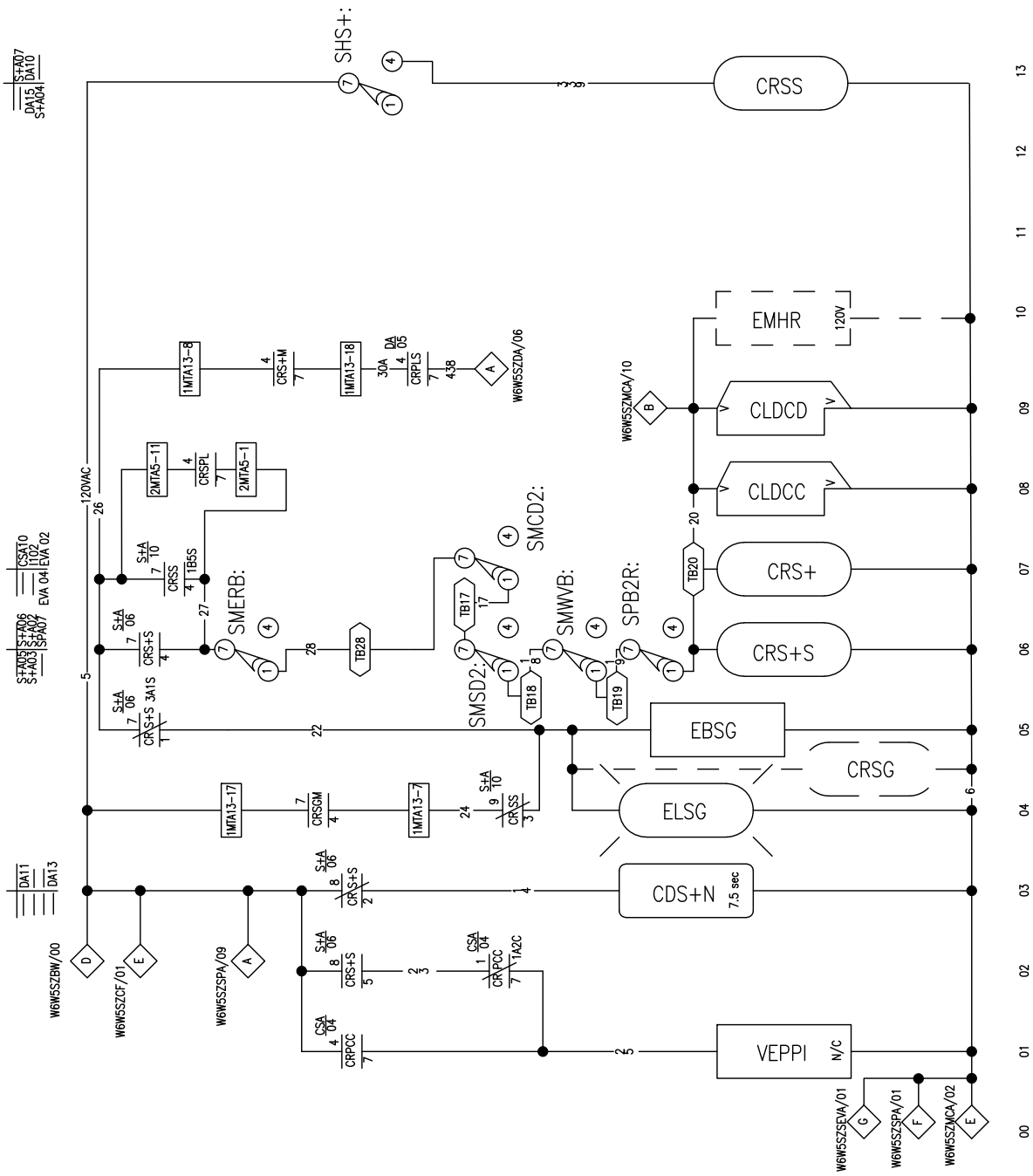

72044 Start circuit
72044 starten Schaltung
72044 Inicio del circuito
72044 Début circuit
72044 Inizio del circuito
72044 Start circuit
72044 starta krets

W6W5SZS+AU

PELLERIN MILNOR CORPORATION

2025174A

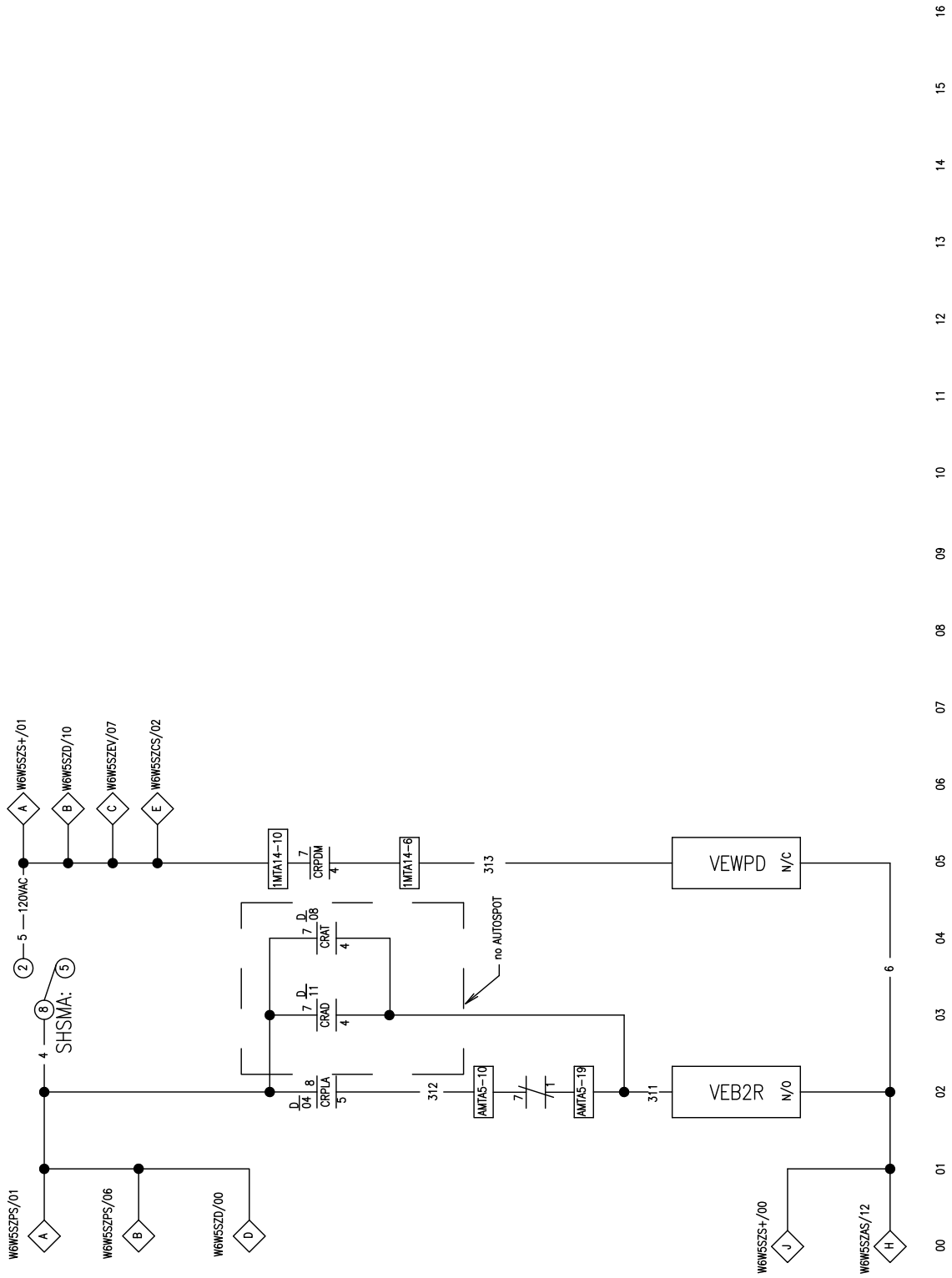

master switch
Hauptschalter
interruptor principal
interrupteur principal
interruttore generale
hoofdschakelaar
huvudströmbrytare

W6W5SZSPU

PELLERIN MILNOR CORPORATION

2014152A

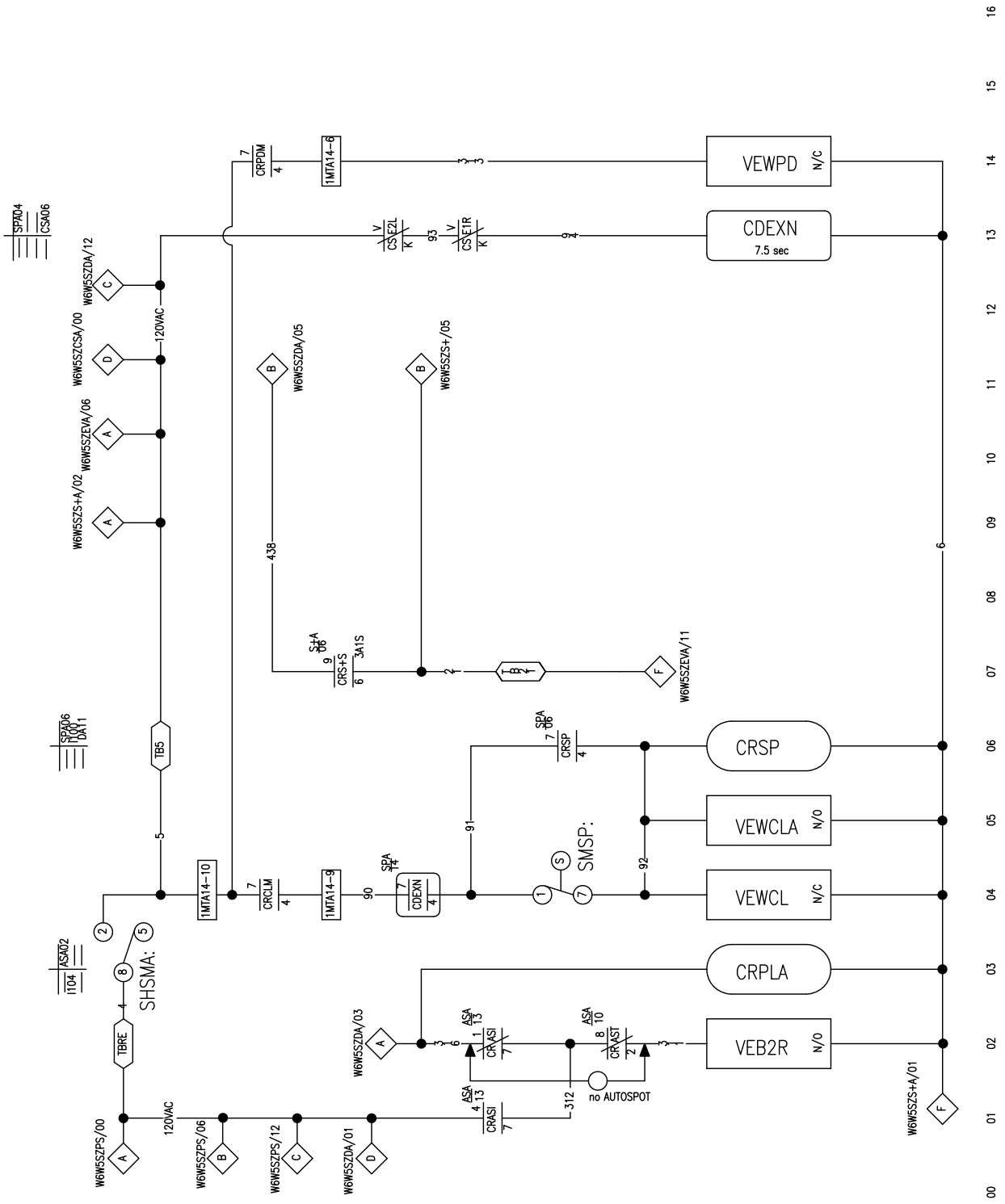

72044 master switch
72044 Hauptschalter
72044 interruptor principal
72044 interrupteur principal
72044 interruttore generale
72044 hoofdschakelaar
72044 huvudströmbrytare

W6W5SZSPAU

PELLERIN MILNOR CORPORATION

2019505A

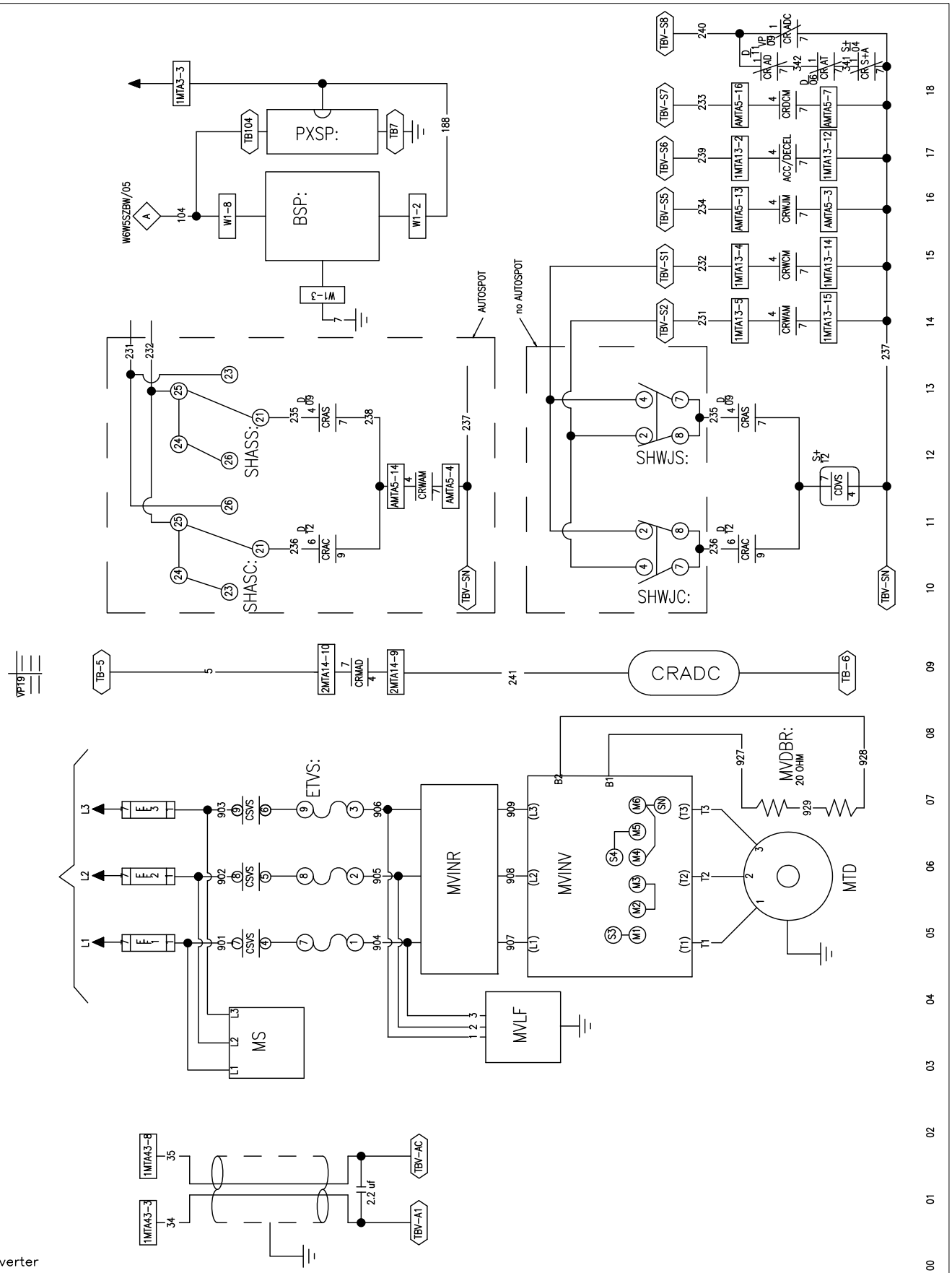

42044 inverter
42044 Wechselrichter
42044 del inversor
42044 inverseur
42044 inverter
42044 omvormer
42044 inverter

W6W5SZVPU

PELLERIN MILNOR CORPORATION

2025254A

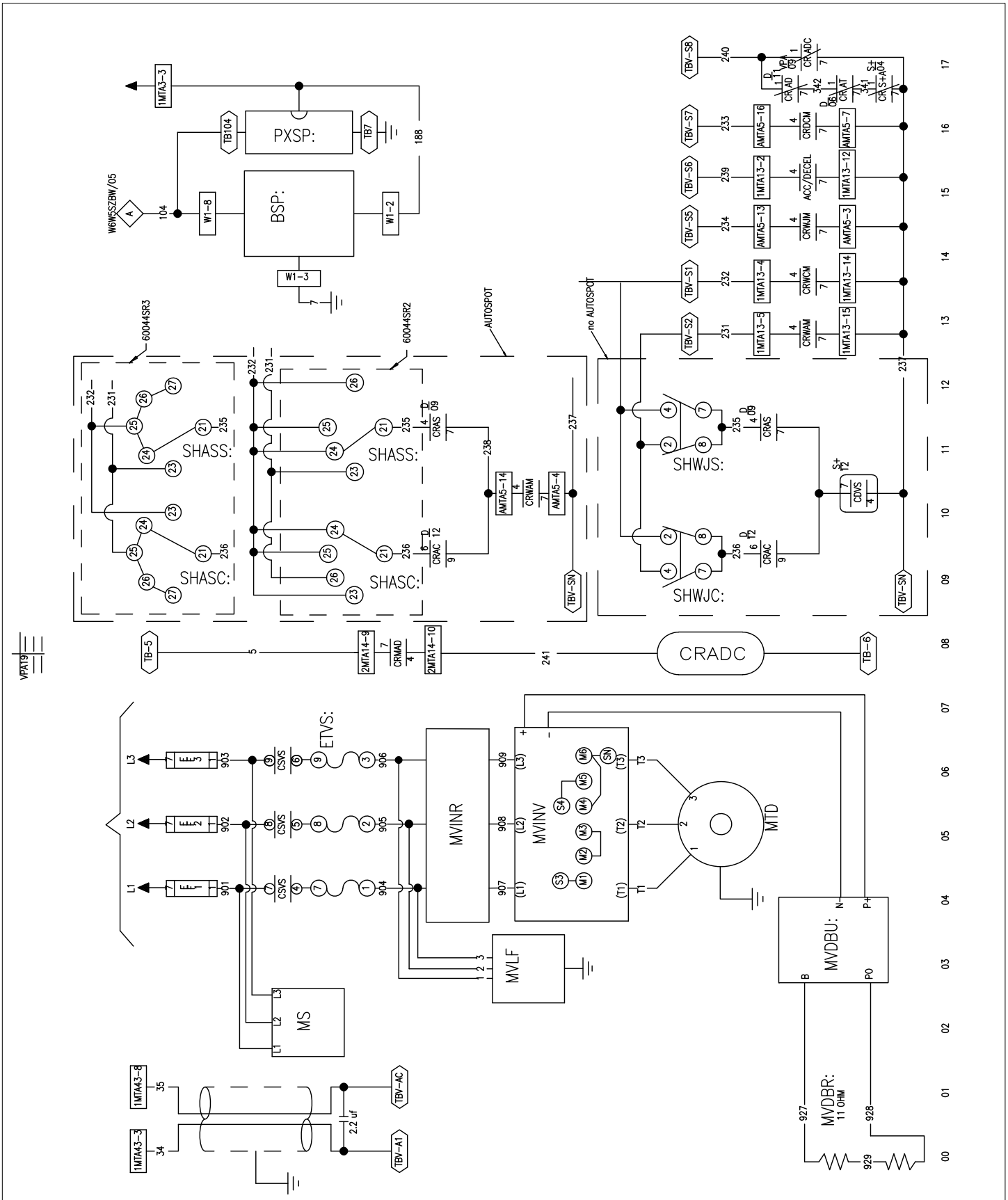

60044 inverter
60044 Wechselrichter
60044 del inversor
60044 inverseur
60044 inverter
60044 omvormer
60044 inverter

W6W5SZVPAU

PELLERIN MILNOR CORPORATION

2025254A