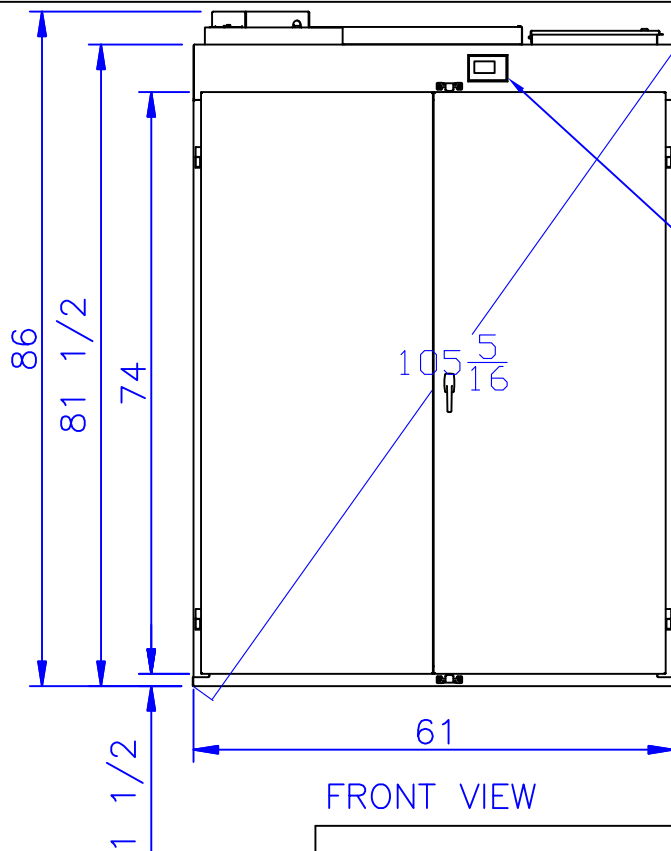
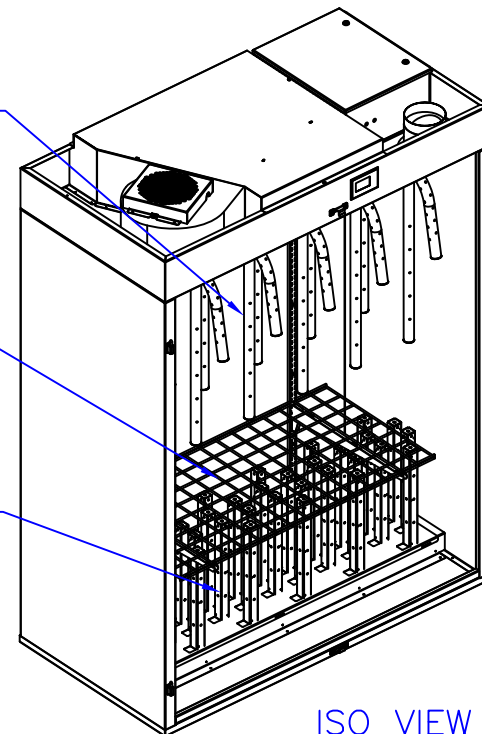


SIDE VIEW

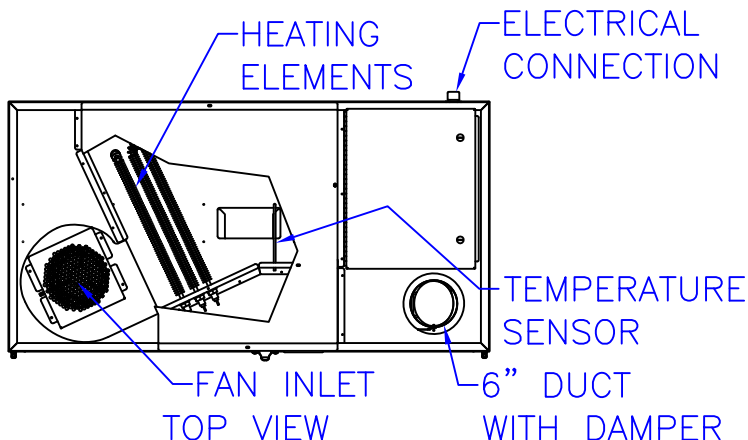


FRONT VIEW

GARMENT HANGERS
 OPERATOR INTERFACE
 OPTIONAL EQUIPMENT RACK(S)
 OPTIONAL ACCESSORY HANGERS



ISO VIEW
 SHOWN WITHOUT DOORS



| MACHINE SPECIFICATIONS | |
|------------------------|-------------------------|
| ITEM | DESCRIPTION |
| CABINET MATERIAL | STAINLESS STEEL |
| ELECTRICAL | 208-230V/60HZ/1 OR 3 PH |
| ELECTRIC HEATING | 12kW |
| FULL LOAD AMPS | 61A-1 PH, 36A-208V/3 PH |
| AIR CIRCULATION | 1200 CFM |
| EXHAUST | 6" DUCT WITH DAMPER |
| MAX TEMPERATURE | 105 DEG F |
| CAPACITY | 6 SETS OF TURN OUT GEAR |



CLIENT
MILNOR
 DRAWING NAME
MODEL FC6
DRYING CABINET

DRAWN BY SPM
 CHKD BY —
 APPD BY —
 SCALE NTS
 DRAWING NUMBER
FC6

| DRAWING REVISIONS | | | |
|-------------------|-----------|-----|--|
| REV# | DATE | BY | DESCRIPTION |
| — | 2/16/2009 | SPM | CREATED DRAWING |
| A | 2/16/09 | SPM | ADDED FLA TO MACHINE SPECIFICATIONS |
| B | 8/18/09 | SPM | UPDATED CABINET DESIGN; ADDED UTILITY CONNECTIONS |
| C | 9/14/09 | SPM | UPDATED ELECTRICAL INFORMATION |
| D | 11/12/09 | SPM | UPDATED ELECTRICAL INFORMATION |
| E | 1/27/11 | SPM | UPDATED CABINET DESIGN |
| F | 2/6/14 | SPM | UPDATED ELECTRICAL INFORMATION |
| G | 2/27/14 | SPM | REMOVED DRAIN; ADDED "OPTIONAL" TO ACCESSORY HANGERS |

This document is the property of Leonard Automatics, Inc. It has been prepared to provide information to our client, for their decision making and approval process. Any other uses, without the express written permission of Leonard Automatics, Inc. is prohibited. Furthermore, any reproduction of this document, without the express written permission of Leonard Automatics, Inc. is also prohibited.
DWG IN INCHES
SHEET 1 OF 1