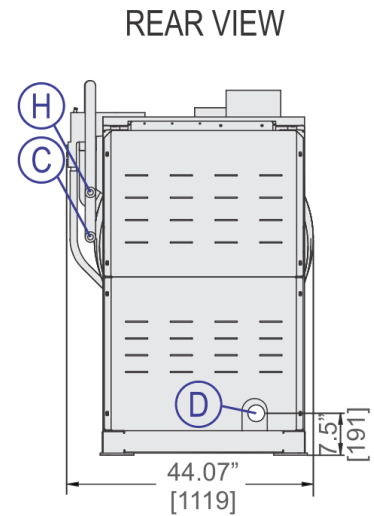
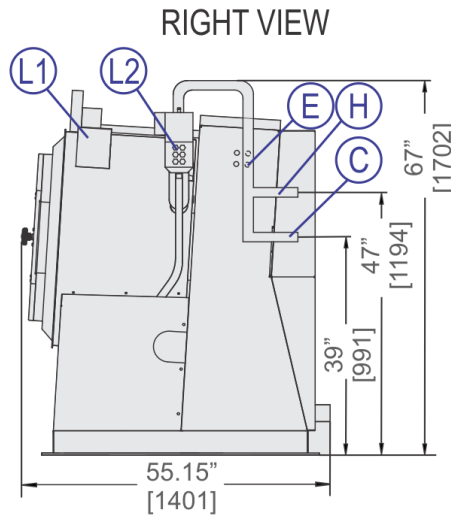
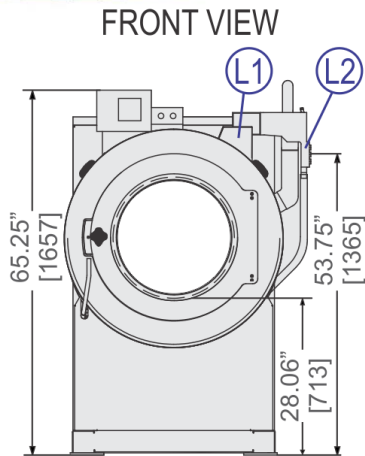


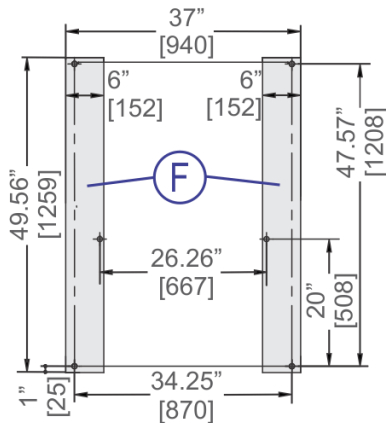
36021 V5Z

80 LB. (36KG) CAPACITY
RIGID-MOUNT WASHER-EXTRACTOR

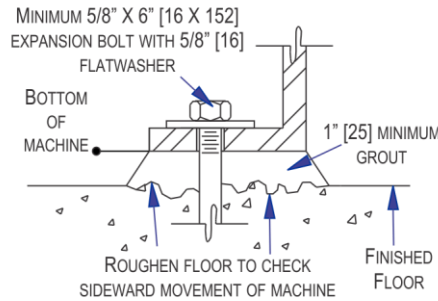
SPECIFICATION SHEET



FOUNDATION VIEW



ANCHORING DETAIL



FLOOR REQUIREMENT 12" MINIMUM
RECOMMENDED ▼, ◆, ■

LEGEND

C	Cold water inlet, .75" (19 mm) NPT
D	Drain to rear, 3" (76 mm) pipe socket joint
E	Main electrical connection
F	Foundation base pads, anchor bolt holes .8125" (21 mm) diameter
H	Hot water inlet, .75" (19 mm) NPT
L1	Standard soap chute
L2	Liquid supply inlets

MECHANICAL SPECIFICATIONS

Capacity – lb. (kg)	80 (36)
Cylinder Diameter x Depth – in. (mm)	36 x 21 (914 x 533)
Door Opening – in. (mm)	21.69 (551)
Cylinder Volume – cu. ft. (L)	12.37 (350)
Machine Dimensions (W x D x H) – in. (mm)	44.07 x 55.15 x 67 (1119x1346 x1702)
Shipping Dimensions (W x D x H) – in. (mm)	75 x 60 x 73.5 (1905x1524x1866)
Motor – HP (kW)	5 (3.72)
Wash Speeds – RPM	25-45
Distribution Speed – RPM	65
Extraction Speeds – RPM	200-541
Extraction G-Force	150
Static Weight – lb. (kg) ◆	2171 (984)
Max. Dynamic Load RMS – lb. (kg) ◆	2642.69 (1198.70)
Frequency (Hz)	9.02
Water Pressure (Required) – psi (bar)	10-75 (.68-5.1)
Water Valve CV Rating at 72°F (22°C)	6.5 (24)
Minimum Recommended Distance Between Machines – in. (mm)	12 (305)

ELECTRICAL SPECIFICATIONS

Voltage	Running Amps	Fuse (Amps)	Circuit Breaker (Amps)
208-240/3/60	10/9	FRN20	20
220/3/50	9	FRN20	20
220/3/60	9	FRN20	20
380/3/50-60	5.7	FRS15	15
415/3/50	4.5	FRS15	15
480/3/60	4.5	FRS15	15

See Fuse and Wire Size manual MAEFUSE 1BE for safety information. Contact factory for electrical specifications if equipped with Electric Heat option. Contact factory for single phase availability.

▼ See dimensional drawing for complete details.

◆ It is the sole responsibility of the owner/user to assure that the floor and/or any other supporting structure exceeds not only all applicable building codes, but also that the floor and/or any other supporting structure for each washer-extractor or group of washer-extractors has sufficient strength and rigidity (i.e., a natural or resonant frequency many times greater than the rotational machine speed with a reasonable factor of safety) to support the weight of all the fully loaded machine(s) including the weight of the water and goods, and including the published 360° rotating sinusoidal RMS forces that are transmitted by the machine(s). Contact the factory for additional machine data for use by a structural engineer.

■ Machine bases made from concrete should either be part of a monolithic pour or should be tied into foundation and not isolated from existing floor.



36021 V5Z

80 LB. (36KG) CAPACITY

RIGID-MOUNT WASHER-EXTRACTOR

SPECIFICATION SHEET

Standard Features:

- RinSave® water saving technology
- 7 speeds (2 wash, 1 distribution, 1 RinSave, 3 extract)
- MilTouch™ programmable controller
- Back-lit LCD display
- Single-motor inverter drive
- Tall, lifting ribs
- Tapered roller bearings
- High M.A.F. (Mechanical Action Factor)
- Large cylinder perforations
- Fresh-water flushing chemical manifold
- Auto tension V-belt drive
- Six (6) liquid chemical injection ports
- Control reads in English/second language
- 5-year limited warranty on frame, cylinder & shell




Optional Features:

- Steam
- Electric Heat
- 5 compartment flushing supply injector
- Prison package

Why Purchase Milnor?

- RinSave® water saver in conjunction with large cylinder perforations provides more efficient rinsing. **BENEFIT: Saves water, energy, and time.**
- Larger cylinder volume than most competitive, similar sized washer-extractors provides *greater productivity*. More linen washed per day, or fewer hours required to process. **BENEFIT: Saves labor.**
- Faster process times reduce fabric wear, promoting *longer linen life!* **BENEFIT: Saves linen replacement costs.**
- Tall perforated ribs provide excellent lifting. **BENEFIT: Greater mechanical action leads to better wash quality.**
- 150-G high extract provides excellent moisture removal. Lower extract speeds are available for uniforms, delicate textiles and blended fabrics. **BENEFIT: Better extraction saves dryer fuel.**
- MilTouch™ touch screen control, utilizing resistive touch screen technology and full VGA resolution, has a clear and informative display which shows current machine status info including total formula time and time elapsed. Formulas can be developed on a PC, saved to USB external memory and uploaded with a screen touch. Controller also provides intuitive fault diagnosis and relevant troubleshooting suggestions. **BENEFIT: Fewer operator errors.**
- Superior product support through local, highly-skilled dealers. **BENEFIT: Faster repairs mean less downtime.**



Safe chemical injection



Superior cylinder design



Solid, industrial frame

Contact Milnor for your local, authorized dealer:

Pellerin Milnor Corporation
P.O. Box 400 • Kenner, LA 70063
t: 504-467-9591 • f: 504-468-3094

