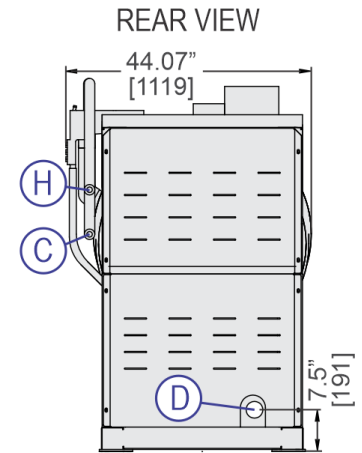
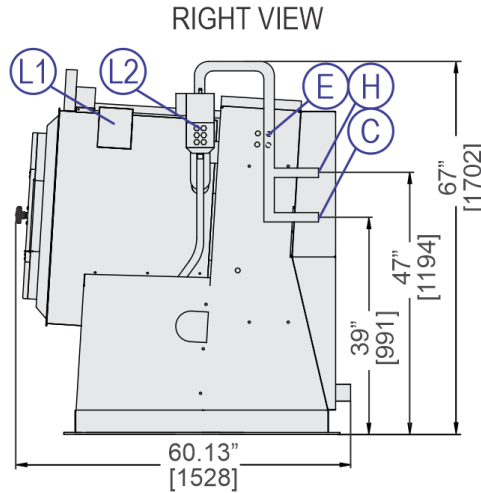
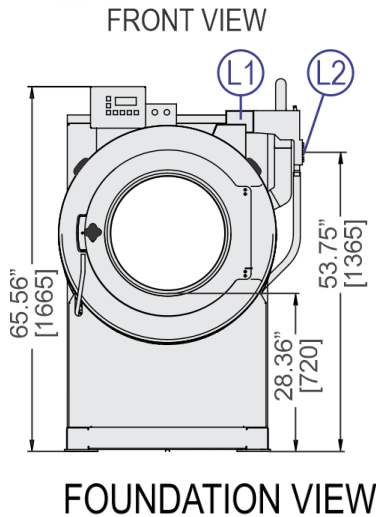


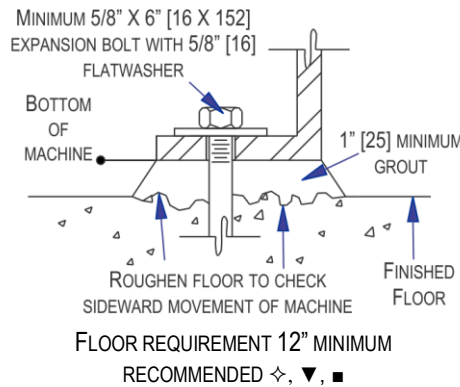
# 36026 V5J

100 LB. (45KG) CAPACITY  
RIGID-MOUNT WASHER-EXTRACTOR

## SPECIFICATION SHEET



### ANCHORING DETAIL



### LEGEND

C	Cold water inlet, .75" (19 mm) NPT
D	Drain to rear, 3" (76 mm) PSJ
E	Main electrical connection
F	Foundation pads. Anchor bolt holes .8125" (21 mm) diameter
H	Hot water inlet, .75" (19 mm) NPT
L1	Standard soap chute
L2	Liquid supply inlets

### MECHANICAL SPECIFICATIONS

Capacity – lb. (kg)	100 (45)
Cylinder Diameter x Depth – in. (mm)	36 x 26 (914 x 660)
Door Opening – in. (mm)	21.69 (550)
Cylinder Volume – cu. ft. (L)	15.3 (434)
Machine Dimensions (W x D x H) – in. (mm)	44.07 x 60.13 x 67 (1119 x 1528 x 1702)
Shipping Dimensions (W x D x H) – in. (mm)	75 x 60 x 73.5 (1905 x 1524 x 1867)
Motor – HP (kW)	5 (3.72)
Wash Speeds – RPM	25-45
Distribution Speed – RPM	65
Extraction Speeds – RPM	200-541
Extraction G-Force	150
Static Weight – lb. (kg) ◇	2171 (985)
Max. Dynamic Load RMS- lb. (kg) ◇	2643 (1199)
Frequency (Hz)	9.02
Water Pressure <sup>(Required)</sup> – psi (bar)	10-75 (.68-5.1)
Water Valve Cv Rating at 72°F (22°C)	6.5 (25)
Minimum Recommended Distance Between Machines – in. (mm)	12 (305)

### ELECTRICAL SPECIFICATIONS

Voltage	Running Amps	Fuse (Amps)	Circuit Breaker (Amps)
208-240/3/60	10/9	FRN20	20
220/3/50-60	9	FRN20	20
380/3/50-60	5.7	FRS15	15
415/3/50	4.5	FRS15	15
480/3/60	4.5	FRS15	15

See Fuse and Wire Size manual MAEFUSE 1BE for safety information. Contact factory for electrical specifications if equipped with Electric Heat option. Contact factory for single phase availability.

▼ See dimensional drawing for complete details.

◇ The floor and/or other support components must have sufficient strength (and rigidity with due consideration for natural or resonant frequency thereof) to withstand the fully loaded weight of the machine including the goods, the water, and any repeated sinusoidal (rotating) forces generated during its operation. Contact the factory for additional machine data for use by a competent soil and/or structural engineer.

■ Machine bases made from concrete should either be part of a monolithic pour or should be tied into foundation and not isolated from existing floor.



# 36026 V5J

100 LB. (45KG) CAPACITY

RIGID-MOUNT WASHER-EXTRACTOR

## SPECIFICATION SHEET

### Standard Features:

- RinSave® water saving technology
- 7 speeds (2 wash, 1 distribution, 1 RinSave, 3 extract)
- E-P Plus® programmable controller
- Back-lit LCD display
- Single-motor inverter drive
- Tall, lifting ribs
- Tapered roller bearings
- High M.A.F. (Mechanical Action Factor)
- Large cylinder perforations
- Fresh-water flushing chemical manifold
- Auto tension V-belt drive
- Six (6) liquid chemical injection ports
- Control reads in English/second language
- 5-year limited warranty on frame, cylinder & shell



### Optional Features:

- Steam
- Electric Heat
- 5 compartment flushing supply injector
- Prison package

### Why Purchase Milnor?

- RinSave® water saver, in conjunction with large cylinder perforations, provides more efficient rinsing. **BENEFIT: Saves water, energy, and time.**
- Larger cylinder volume than most competitive similar sized washer-extractors provides *greater productivity*. More linen washed per day, or fewer hours required to process. **BENEFIT: Saves labor.**
- Faster process times reduce fabric wear, promoting *longer linen life!* **BENEFIT: Saves linen replacement costs.**
- Tall perforated ribs provide excellent lifting. **BENEFIT: Greater mechanical action leads to better wash quality.**
- 150-G high extract provides excellent moisture removal. Lower extract speeds are available for uniforms, delicate textiles and blended fabrics. **BENEFIT: Better extraction saves dryer fuel.**
- E-P Plus® Controller with back-lit LCD display allows operator to choose formulas from real words, not codes. Standard controller features English/Spanish (other languages optional). Controller also provides diagnostic and error messages. Shortens training time of new employees. **BENEFIT: Fewer operator errors.**
- Superior product support through local, highly-skilled dealers. **BENEFIT: Faster repairs mean less downtime.**



Safe chemical injection



Superior cylinder design



Solid industrial frame

Contact Milnor for your local, authorized dealer:

Pellerin Milnor Corporation  
P.O. Box 400 • Kenner, LA 70063  
t: 504-467-9591 • f: 504-468-3094

