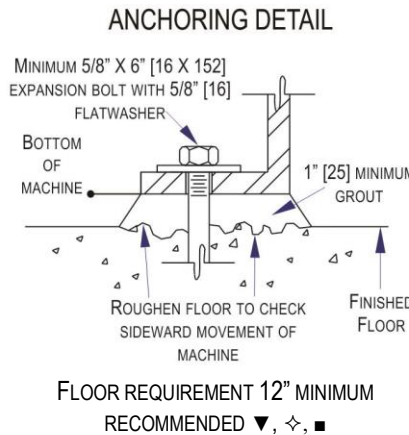
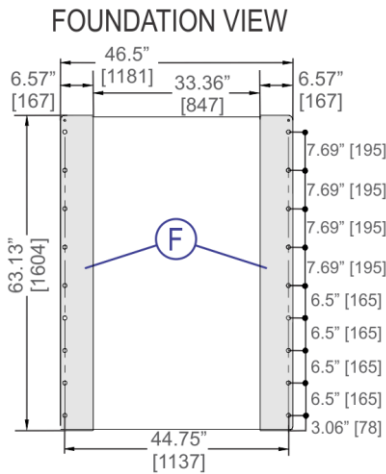
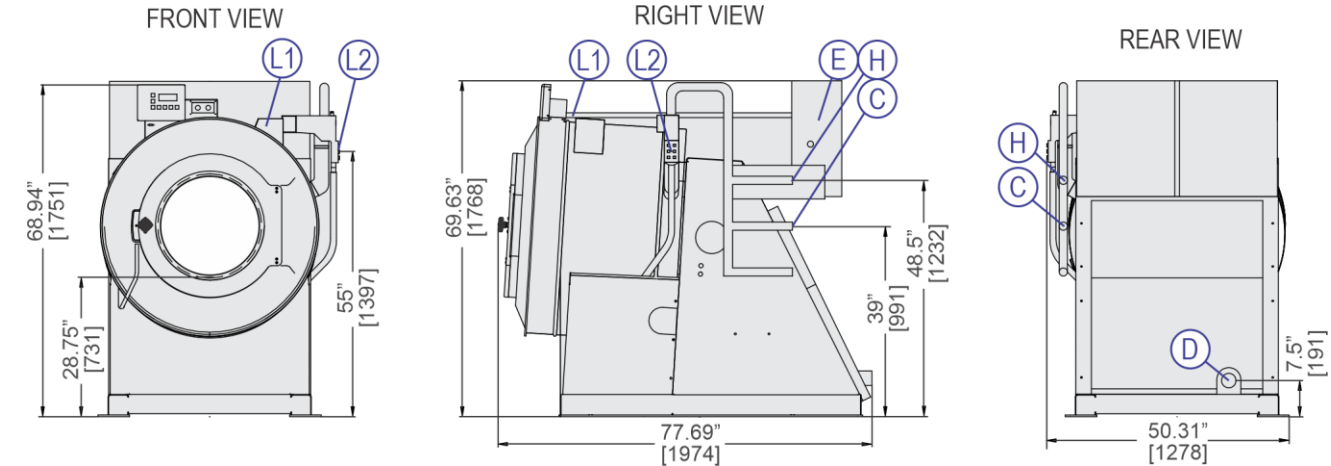


42026 V5J

140 LB. (63KG) CAPACITY
RIGID-MOUNT WASHER-EXTRACTOR

SPECIFICATION SHEET



LEGEND	
C	Cold water inlet, 1.25" (32 mm) NPT
D	Drain to rear, 3" (76 mm) PSJ
E	Main electrical connection
F	Foundation Pads, Anchor bolt holes .8125" (21 mm) diameter
H	Hot water inlet, 1.25" (32 mm) NPT
L1	Standard soap chute
L2	Liquid supply inlets

MECHANICAL SPECIFICATIONS

Capacity – lb (kg)	140 (63)
Cylinder Diameter x Depth – in (mm)	42 x 26 (1066 x 660)
Cylinder Volume – cu. ft. (L)	20.8 (590)
Door Opening – in (mm)	21.69 (550)
Machine Dimensions (W x D x H) – in (mm)	50.31 x 77.69 x 69.63 (1278x1974 X1768)
Shipping Dimensions (W x D x H) – in (mm)	86 x 66 x 76 (2184 x 1676 x1930)
Motor – HP (kW)	10 (7.45)
Wash Speeds – RPM	25-41
Distribution Speed – RPM	60
Extraction Speeds – RPM	200-500
Extraction G-Force	150
Static Weight – lb (kg) ◆	3,328 (1509)
Max. Dynamic Load RMS – lb (kg) ◆	4,050 (1837)
Frequency (Hz)	8.33
Water Pressure <i>(Required)</i> – psi (bar)	10-75 (.68–5.1)
Water Valve CV Rating at 72°F (22°C)	12.9 (49)
Minimum Recommended Distance Between Machines – in (mm)	12 (305)

ELECTRICAL SPECIFICATIONS

Voltage	Running Amps	Fuse (Amps)	Circuit Breaker (Amps)
208/3/60	21	FRN30	30
220/3/50	20	FRN30	30
240/3/60	19	FRN30	30
380/3/50-60	12	FRS20	20
415/3/50	11	FRS15	15
480/3/60	8	FRS15	15

See Fuse and Wire Size manual MAEFUSE 1BE for safety information. Contact factory for electrical specifications if equipped with Electric Heat option. Contact factory for single phase availability.

▼ See dimensional drawing for complete details.

◆ The floor and/or other support components must have sufficient strength (and rigidity with due consideration for natural or resonant frequency thereof) to withstand the fully loaded weight of the machine including the goods, the water, and any repeated sinusoidal (rotating) forces generated during its operation. Contact the factory for additional machine data for use by a competent soil and/or structural engineer.

■ Machine bases made from concrete should either be part of a monolithic pour or should be tied into foundation and not isolated from existing floor.



42026 V5J

140 LB. (63 KG) CAPACITY

RIGID-MOUNT WASHER-EXTRACTOR

SPECIFICATION SHEET

Standard Features:

- RinSave® water saving technology
- 7 speeds (2 wash, 1 distribution, 1 RinSave, 3 extract)
- E-P Plus® programmable controller
- Back-lit LCD display
- Single-motor inverter drive
- Tall, lifting ribs
- Tapered roller bearings
- High M.A.F. (Mechanical Action Factor)
- Large cylinder perforations
- Fresh-water flushing chemical manifold
- Auto tension V-belt drive
- Six (6) liquid chemical injection ports
- Control reads in English/second language
- 5-year limited warranty on frame, cylinder & shell



Optional Features:

- Steam
- Electric Heat
- 5 compartment flushing supply injector
- Prison package

Why Purchase Milnor?

- RinSave® water saver in conjunction with large cylinder perforations provides more efficient rinsing. **BENEFIT: Saves water, energy, and time.**
- Larger cylinder volume than most competitive similar sized washer-extractors provides *greater productivity*. More linen washed per day, or fewer hours required to process. **BENEFIT: Saves labor.**
- Faster process times reduce fabric wear, promoting *longer linen life!* **BENEFIT: Saves linen replacement costs.**
- Tall perforated ribs provide excellent lift and high drop. **BENEFIT: Greater mechanical action (M.A.F.) leads to better wash quality.**
- 150-G high extract provides excellent moisture removal. Lower extract speeds are available for uniforms, delicate textiles and blended fabrics. **BENEFIT: Better extraction saves dryer fuel.**
- E-P Plus® Controller with back-lit LCD display allows operator to choose formulas from real words, not codes. Standard controller features English/Spanish (other languages optional). Controller also provides diagnostic and error messages. Shortens training time of new employees. **BENEFIT: Fewer operator errors.**
- Superior product support through local, highly-skilled dealers. **BENEFIT: Faster repairs mean less downtime.**



Safe chemical injection



Superior cylinder design



Solid industrial frame

Contact Milnor for your local, authorized dealer:

Pellerin Milnor Corporation
P.O. Box 400 • Kenner, LA 70063
t: 504-467-9591 • f: 504-468-3094

